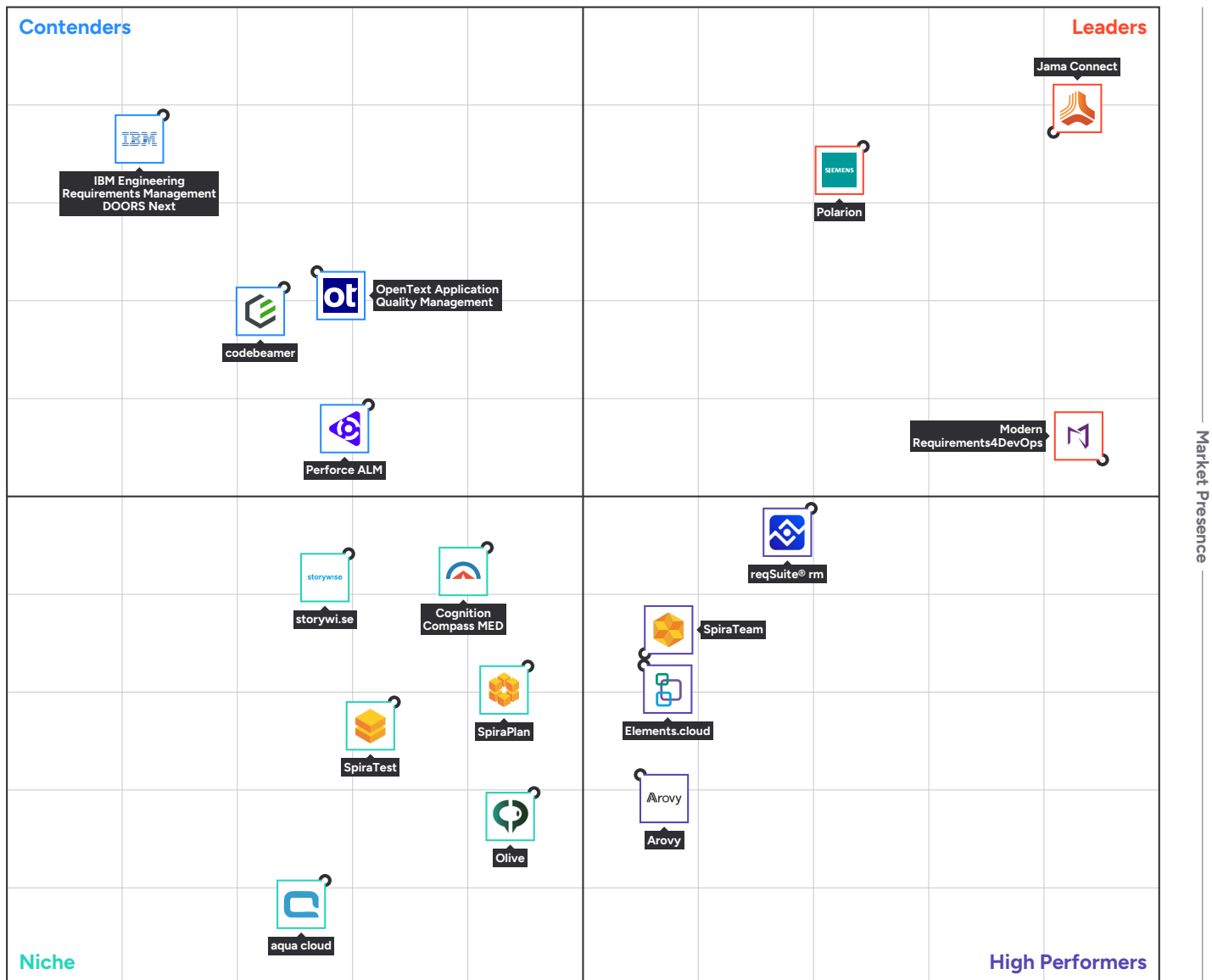


Grid® Report for Requirements Management Management | Spring 2026



Requirements Management Software



G2 Grid® Scoring

Satisfaction

(Requirements Management Software continues on next page)

Requirements Management Software (continued)

Requirements Management Software Definition

Requirements management software helps project teams manage, document, analyze, prioritize, and set requirements for new products or services. It also connects development teams with relevant stakeholders and other interested parties, creating an avenue of communication about requirements and changes needed for the product or service.

Requirements management tools provide businesses with a complete, top-down understanding of all factors contributing to the scope of a new product or service. Businesses can utilize this software to verify product or service development meets the company's standards, stays within constraints, and also meets the targeted needs of the consumers. Requirements management software facilitates a more organized approach to creating and implementing new products or services and fits in well alongside other development and application lifecycle management tools.

To qualify for inclusion in the Requirements Management category, a product must:

- ▶ Document all requirements and steps toward a product or service creation
- ▶ Analyze product or service needs, objectives, and constraints
- ▶ Allow requirement flexibility as product or service development matures
- ▶ Facilitate continuous communication between development teams, stakeholders, and interested parties

Requirements Management Grid® Scoring Description

Products shown on the Grid® for Requirements Management have received a minimum of 10 reviews/ratings in data gathered by February 17, 2026. Products are ranked by customer satisfaction (based on user reviews) and market presence (based on market share, seller size, and social impact) and placed into four categories on the Grid®:

- ▶ Products in the Leader quadrant are rated highly by G2 users and have substantial Market Presence scores. Leaders include: [Jama Connect](#), [Polarion](#), and [Modern Requirements4DevOps](#)
- ▶ High Performing products have high customer Satisfaction scores and low Market Presence compared to the rest of the category. High Performers include: [reqSuite® rm](#), [SpiraTeam](#), [Elements.cloud](#), and [Arovy](#)
- ▶ Contender products have relatively low customer Satisfaction scores and high Market Presence compared to the rest of the category. While they may have positive reviews, they do not have enough reviews to validate those ratings. Contenders include: [IBM Engineering Requirements Management DOORS Next](#), [OpenText Application Quality Management](#), [codebeamer](#), and [Perforce ALM](#)
- ▶ Niche products have relatively low Satisfaction scores and low Market Presence compared to the rest of the category. While they may have positive reviews, they do not have enough reviews to validate those ratings. Niche products include: [Cognition Compass MED](#), [SpiraPlan](#), [storywi.se](#), [Olive](#), [SpiraTest](#), and [aqua cloud](#)



Grid® Scores for Requirements Management Software

The table below shows the Satisfaction and Market Presence scores that determine product placement on the Grid®. To learn more about each of the products, please see the profile section.

Leaders

	# of Reviews	Satisfaction	Market Presence	G2 Score
Jama Connect	188	93	91	92
Polarion	80	76	90	83
Modern Requirements4DevOps	45	98	54	76

High Performers

reqSuite® rm	46	71	48	60
SpiraTeam	24	56	32	44
Elements.cloud	19	56	31	43
Arovy	45	55	18	37

Contenders

IBM Engineering Requirements Management DOORS Next	99	11	93	52
OpenText Application Quality Management	85	26	75	50
codebeamer	107	23	74	48
Perforce ALM	54	30	60	45

(Grid® Scores for Requirements Management Software continues on next page)

* Products are ordered by G2 Score. Satisfaction score is used as a tiebreaker if two products have the same G2 Score.



Grid® Scores for Requirements Management Software (continued)

The table below shows the Satisfaction and Market Presence scores that determine product placement on the Grid®. To learn more about each of the products, please see the profile section.

Niche

	# of Reviews	Satisfaction	Market Presence	G2 Score
Cognition Compass MED	15	41	44	43
SpiraPlan	15	45	31	38
storywi.se	13	28	43	36
Olive	32	46	16	31
SpiraTest	41	33	27	30
aqua cloud	12	26	6	16

* Products are ordered by G2 Score. Satisfaction score is used as a tiebreaker if two products have the same G2 Score.



Grid® Methodology

Grid® Rating Methodology

The Grid® represents the democratic voice of real software users, rather than the subjective opinion of one analyst. G2 rates products from the Requirements Management category algorithmically based on data sourced from product reviews shared by G2 users and data sourced from third parties.

Technology buyers can use the Grid® to help them quickly select the best products for their businesses and to find peers with similar experiences. For sellers, media, investors, and analysts, the Grid® provides benchmarks for product comparison and market trend analysis.

Grid® Scoring Methodology

The Grid® Report for Requirements Management | Spring 2026 is based on reviews collected through February 17, 2026. We apply unique algorithms to this data to calculate Satisfaction (v4.0) and Market Presence (v7.0) scores for the Spring 2026 report quarter. To view the Requirements Management Grid® with the most recent data, please visit the [Requirements Management](#) page. For more details on Grid® Scoring, please view the [G2 Scoring Methodology here](#).

Grid® Categorization Methodology

Making G2 research relevant and easy for people to use as they evaluate and select business software products is one of our most important goals. In support of that goal, organizing products and software companies in a well-defined structure that makes capturing, evaluating, and displaying reviews and other research in an orderly manner is a critical part of the research process.

To manage the process of categorizing the software products and the related reviews in the G2 community, G2 follows a publicly available [categorization methodology](#). All products appearing on the Grid® have passed through G2's categorization methodology and meet G2's category standards.

Many terms that appear regularly across G2 and are used to aid in product categorization warrant a definition to facilitate buyer understanding. These terms may be included within reviews from the G2 community or in executive summaries for products included on the Grid®. A [list of standard definitions](#) is available to G2 users to eliminate confusion and ease the buying process.

Rating Changes and Dynamics

The ratings in this report are based on a snapshot of the user reviews and third-party data collected by G2 up through February 17, 2026. The ratings may change as the products are further developed, the sellers grow, and as additional opinions are shared by users. G2 updates the ratings on its website in real time as additional data is received, and this report will be updated as significant data is received. By improving their products and support and/or by having more satisfied customer voices heard, Contenders may become Leaders and Niche sellers may become High Performers.

Trust

Keeping our ratings unbiased is our top priority. G2 follows defined community guidelines to ensure privacy, and authenticity for users and reviews. For more details, please view the [G2 Community Guidelines here](#).

(Grid® Methodology continues on next page)

** Net Promoter, Net Promoter System, Net Promoter Score, NPS and the NPS-related emoticons are registered trademarks of Bain & Company, Inc., Fred Reichheld and Satmetrix Systems, Inc.



Grid® Methodology (continued)

Grid® Inclusion Criteria

All products in a G2 category that have at least 10 reviews from real users of the product are included on the Grid®. Inviting other users, such as colleagues and peers, to join G2 and share authentic product reviews will accelerate this process.

If a product is not yet listed on G2 and it fits the market definition above, then users are encouraged to [suggest its addition](#) to our [Requirements Management category](#).

Product Profiles

Product profiles and detailed charts are included for products with 10 or more reviews.



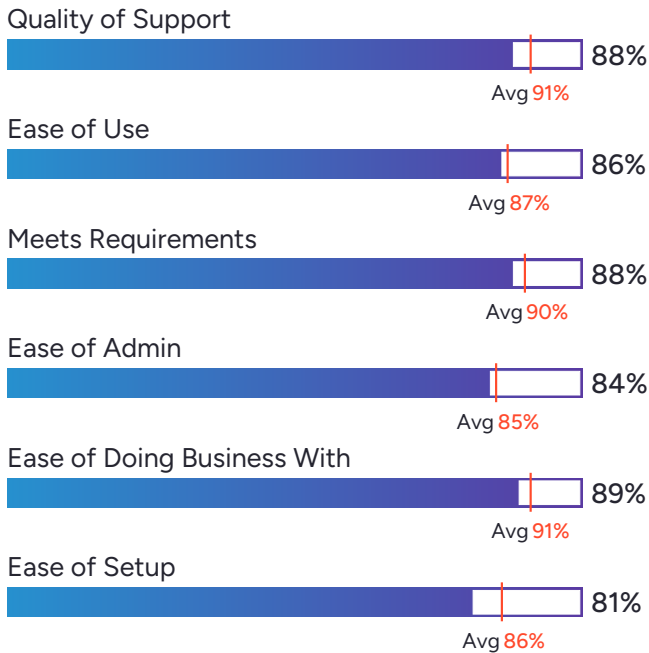
Jama Connect

4.3 ★★★★★ (188)




Jama Connect has been named a Leader based on receiving a high customer Satisfaction score and having a large Market Presence. 95% of users rated it 4 or 5 stars, 86% of users believe it is headed in the right direction, and users said they would be likely to recommend Jama Connect at a rate of 86%.

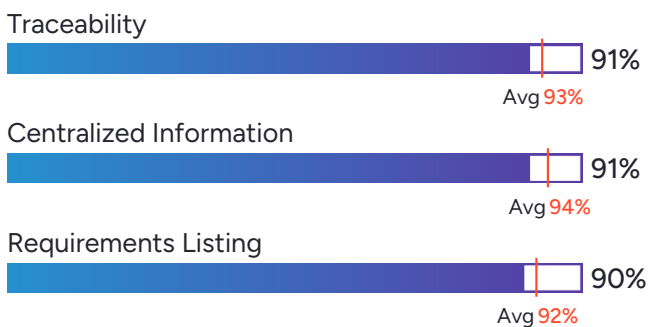
Satisfaction Ratings



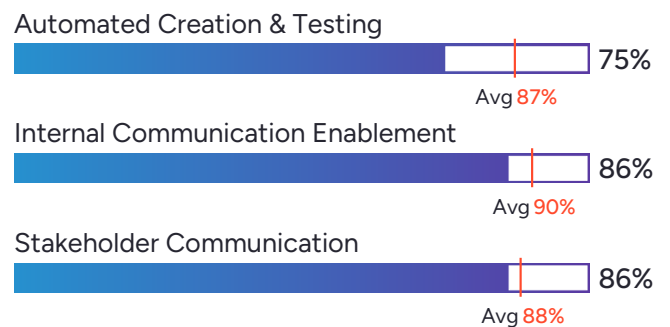
Top Industries Represented



Highest-Rated Features



Lowest-Rated Features



Ownership
Jama Software



HQ Location
Portland, OR



Year Founded
2007



Employees (Listed On LinkedIn)
305



Company Website
jamasoftware.com



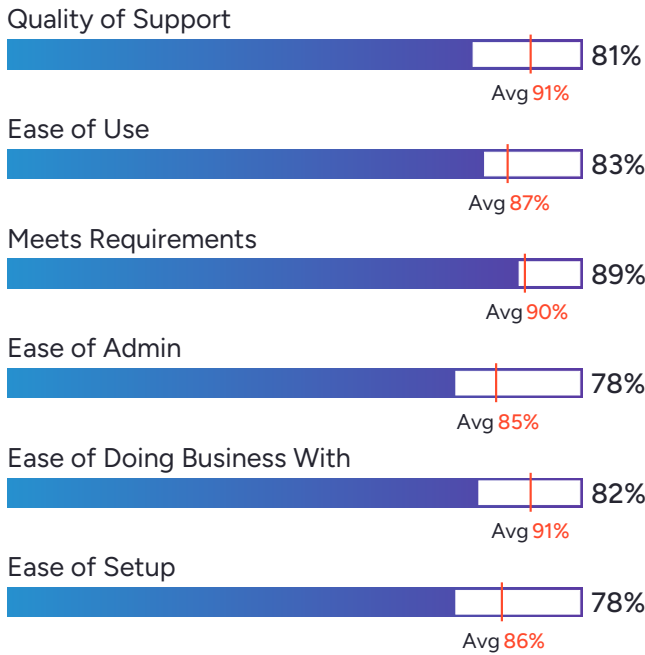
Polarion

4.2 ★★★★★ (97)

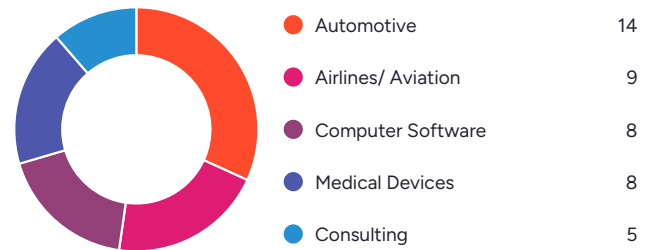


Polarion has been named a Leader based on receiving a high customer Satisfaction score and having a large Market Presence. 89% of users rated it 4 or 5 stars, 86% of users believe it is headed in the right direction, and users said they would be likely to recommend Polarion at a rate of 84%. Polarion is also in the ALM Software category.

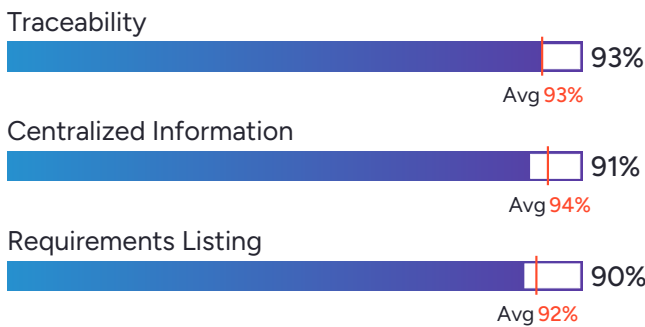
Satisfaction Ratings




Top Industries Represented



Highest-Rated Features



Lowest-Rated Features



Ownership
Siemens Digital Industries Software



HQ Location
Plano, Texas



Year Founded
1980



Employees (Listed On LinkedIn)
19,300



Company Website
sw.siemens.com



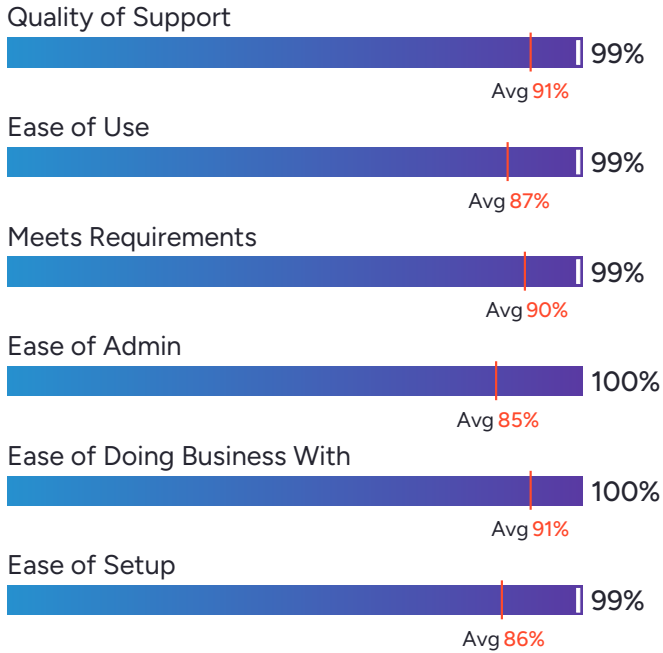
Modern Requirements4DevOps

4.9 ★★★★★ (42)



Modern Requirements4DevOps has been named a Leader based on receiving a high customer Satisfaction score and having a large Market Presence. Modern Requirements4DevOps received the highest Satisfaction score among products in Requirements Management. 100% of users rated it 4 or 5 stars, 100% of users believe it is headed in the right direction, and users said they would be likely to recommend Modern Requirements4DevOps at a rate of 98%.

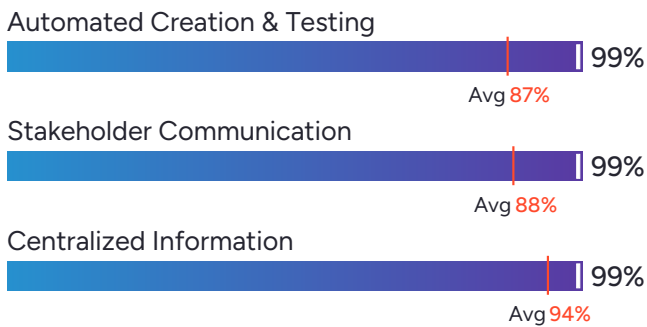
Satisfaction Ratings



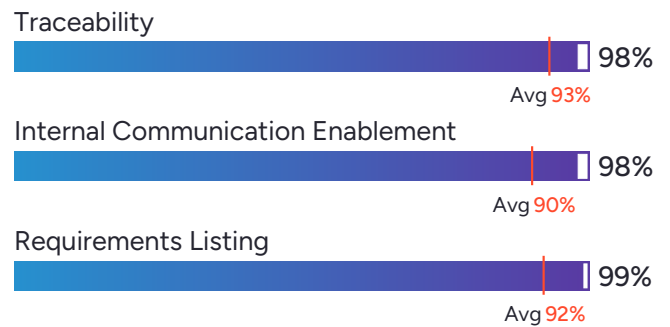
Top Industries Represented



Highest-Rated Features



Lowest-Rated Features



Ownership
Modern Requirements



HQ Location
Toronto, CA



Year Founded
1999



Employees (Listed On LinkedIn)
62



Company Website
modernrequirements.com



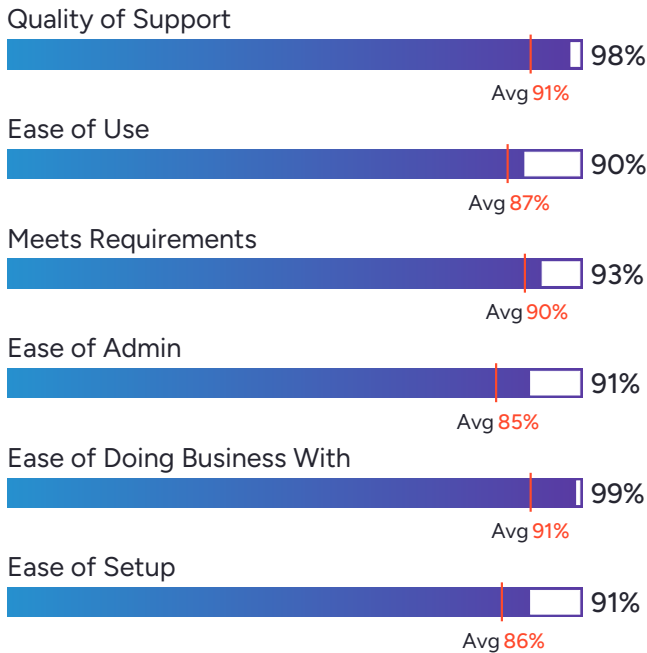
reqSuite® rm

4.8 ★★★★★ (46)

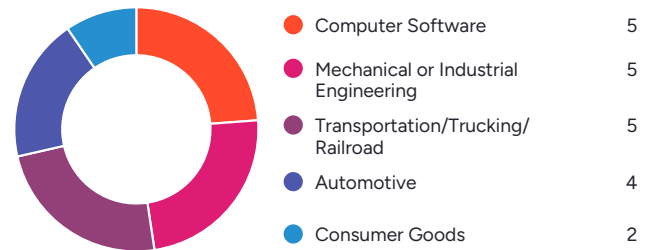


reqSuite® rm has been named a High Performer product based on having high customer Satisfaction scores and a low Market Presence compared to the rest of the category. 100% of users rated it 4 or 5 stars, 100% of users believe it is headed in the right direction, and users said they would be likely to recommend reqSuite® rm at a rate of 95%.

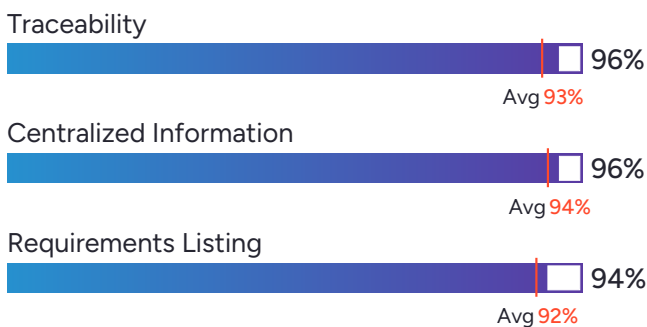
Satisfaction Ratings




Top Industries Represented



Highest-Rated Features



Lowest-Rated Features



Ownership
PeakAvenue




HQ Location
Maria-Goeppert-Str.
15 23562 Lübeck



Employees (Listed On LinkedIn)
85



Company Website
peakavenue.com



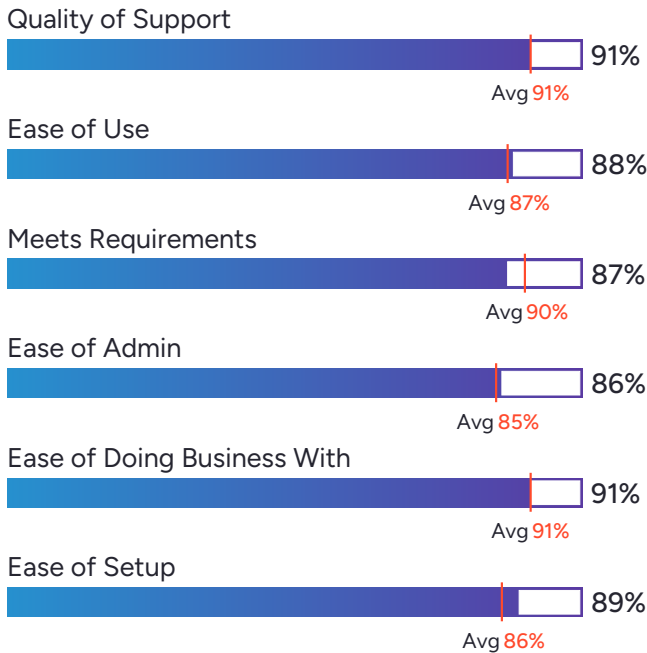
SpiraTeam

4.2 ★★★★★ (32)

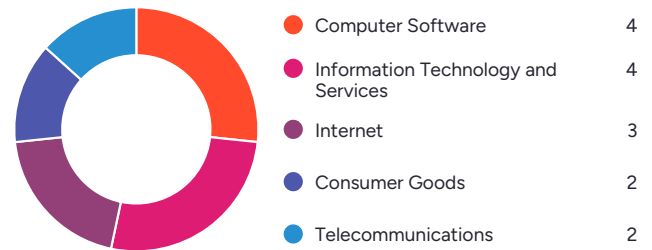


SpiraTeam has been named a High Performer product based on having high customer Satisfaction scores and a low Market Presence compared to the rest of the category. 88% of users rated it 4 or 5 stars, 86% of users believe it is headed in the right direction, and users said they would be likely to recommend SpiraTeam at a rate of 85%. SpiraTeam is also in the ALM Software category.

Satisfaction Ratings




Top Industries Represented



Highest-Rated Features



Lowest-Rated Features



Ownership
Inflectra



HQ Location
Silver Spring, MD



Year Founded
2006



Employees (Listed On LinkedIn)
26



Company Website
inflectra.com



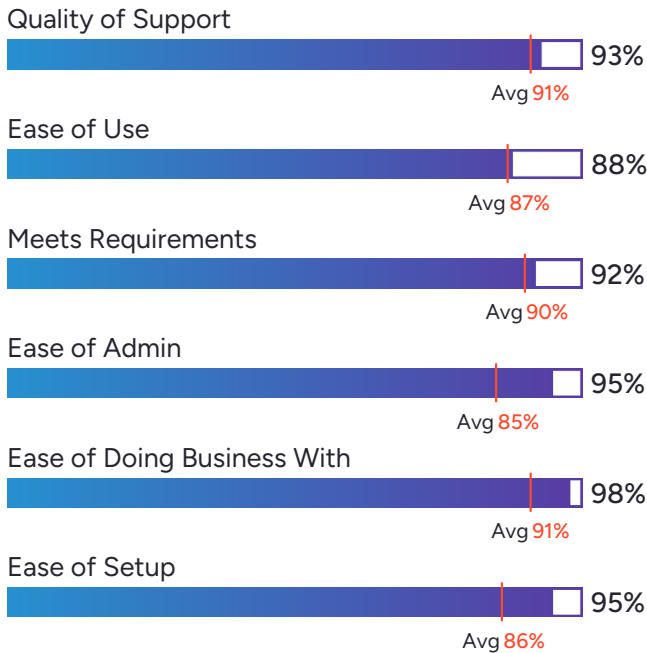
Elements.cloud

4.6 ★★★★★ (36)



Elements.cloud has been named a High Performer product based on having high customer Satisfaction scores and a low Market Presence compared to the rest of the category. 95% of users rated it 4 or 5 stars, 94% of users believe it is headed in the right direction, and users said they would be likely to recommend Elements.cloud at a rate of 92%. Elements.cloud is also in the Digital Adoption Platform, Strategy and Innovation Roadmapping Tools, Enterprise Architecture Tools, Diagramming, Salesforce AppExchange Apps, Mind Mapping, and Work Instructions categories.

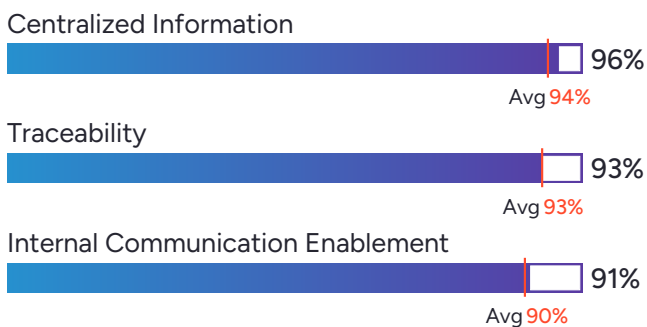
Satisfaction Ratings



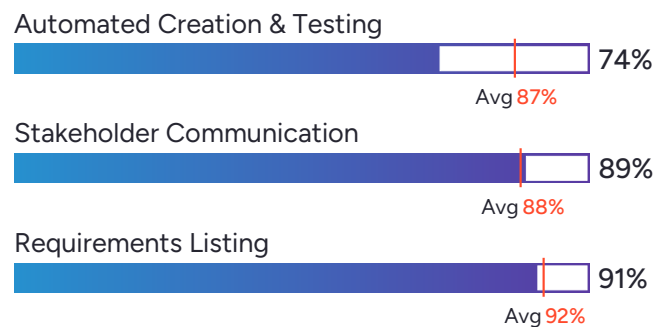
Top Industries Represented



Highest-Rated Features



Lowest-Rated Features



Ownership
Elements.cloud



HQ Location
San Francisco,
California



Year Founded
2014



**Employees (Listed
On LinkedIn)**
28



Company Website
elements.cloud



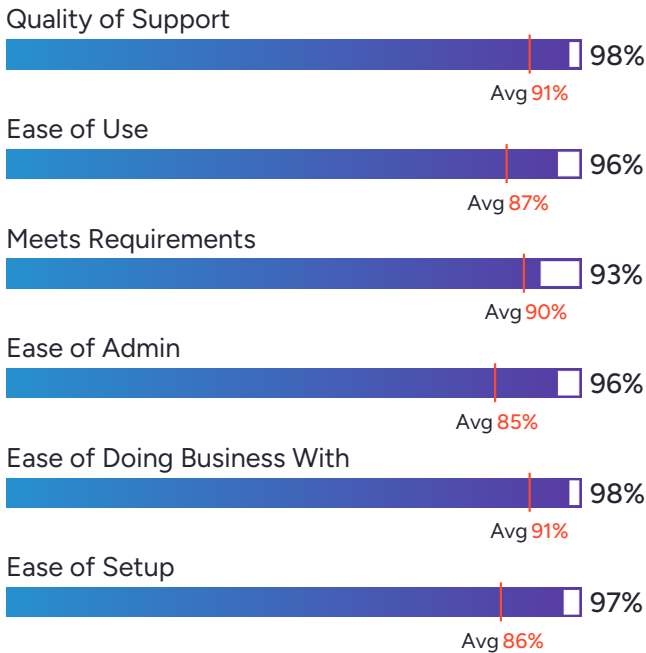
Arovy

4.7 ★★★★★ (90)




Arovy has been named a High Performer product based on having high customer Satisfaction scores and a low Market Presence compared to the rest of the category. 100% of users rated it 4 or 5 stars, 91% of users believe it is headed in the right direction, and users said they would be likely to recommend Arovy at a rate of 94%. Arovy is also in the Test Management, SaaS Management Platforms (SMP), Software Testing, Salesforce AppExchange Apps, and Data Loss Prevention (DLP) categories.

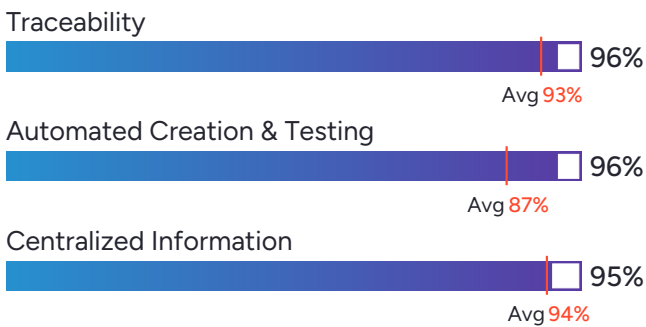
Satisfaction Ratings



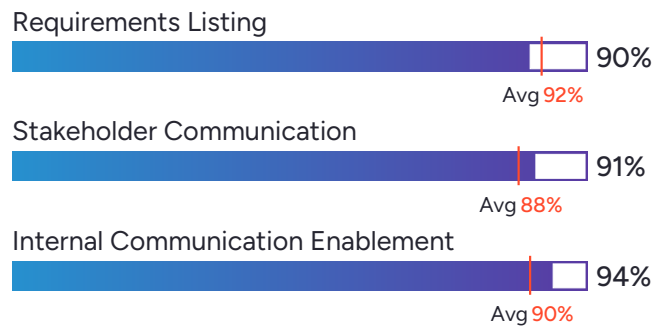
Top Industries Represented



Highest-Rated Features



Lowest-Rated Features



Ownership
Arovy



HQ Location
Atlanta, US



Year Founded
2018



Employees (Listed
On LinkedIn)
73



Company Website
www.arovy.com

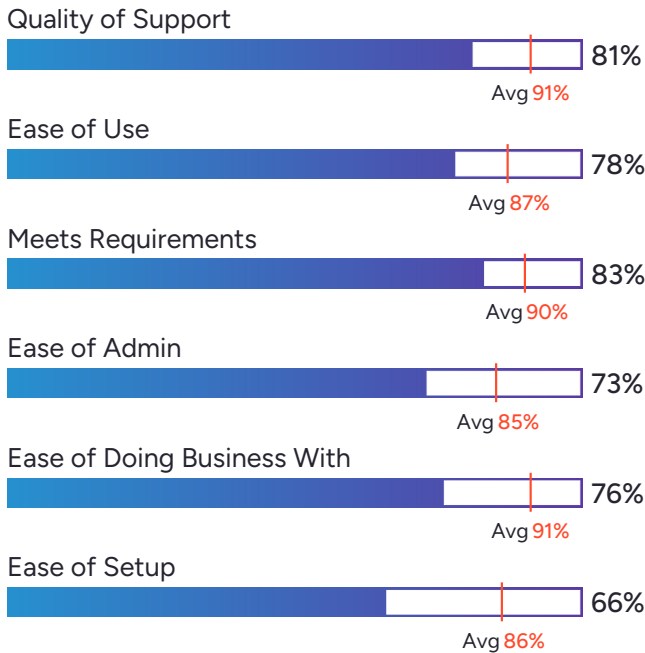


IBM Engineering Requirements Management DOORS Next

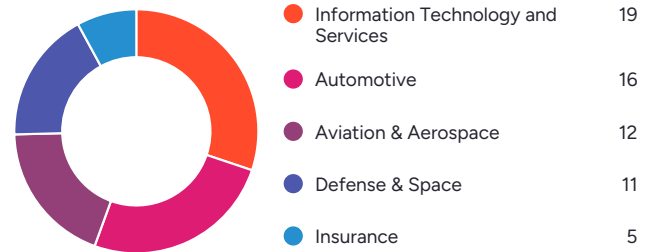
4.0 ★★★★★ (136)

IBM Engineering Requirements Management DOORS Next has been named a Contender product based on having a relatively low customer Satisfaction score and large Market Presence compared to the rest of the category. While they may have positive reviews, they do not have enough reviews to validate those ratings. IBM Engineering Requirements Management DOORS Next has the largest Market Presence among products in Requirements Management. 84% of users rated it 4 or 5 stars, 84% of users believe it is headed in the right direction, and users said they would be likely to recommend IBM Engineering Requirements Management DOORS Next at a rate of 81%. IBM Engineering Requirements Management DOORS Next is also in the ALM Software and Product Management categories.

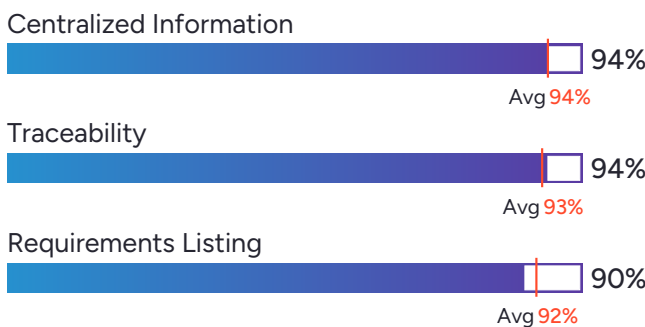
Satisfaction Ratings



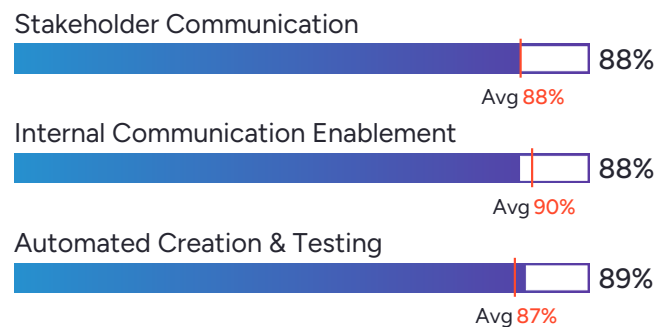
Top Industries Represented



Highest-Rated Features



Lowest-Rated Features



Ownership
IBM



HQ Location
Armonk, NY



Year Founded
1911



Employees (Listed On LinkedIn)
339,241



Company Website
www.ibm.com

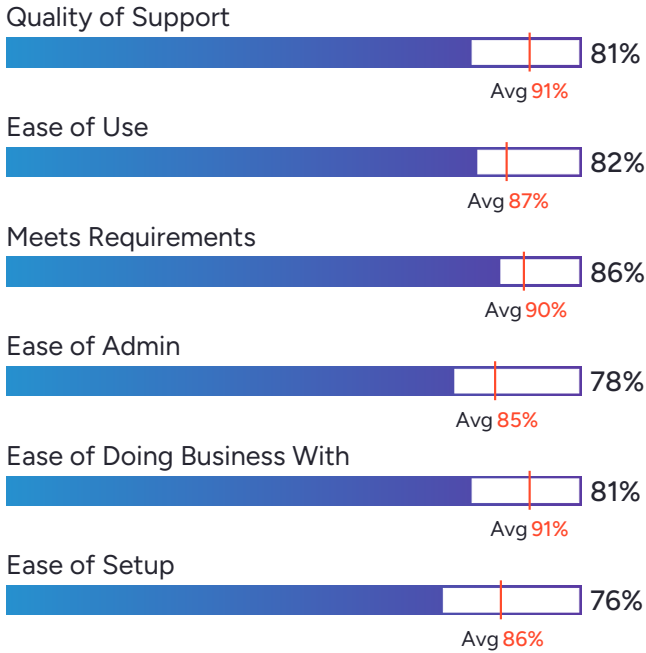


OpenText Application Quality Management


4.0 ★★★★★ (133)

OpenText Application Quality Management has been named a Contender product based on having a relatively low customer Satisfaction score and large Market Presence compared to the rest of the category. While they may have positive reviews, they do not have enough reviews to validate those ratings. 89% of users rated it 4 or 5 stars, 77% of users believe it is headed in the right direction, and users said they would be likely to recommend OpenText Application Quality Management at a rate of 83%. OpenText Application Quality Management is also in the Test Management, ALM Software, Bug Tracking, Software Testing, Automation Testing, and AWS Marketplace categories.

Satisfaction Ratings



Top Industries Represented



Ownership
OpenText



HQ Location
Waterloo, ON



Year Founded
1991



Employees (Listed On LinkedIn)
23,270



Company Website
opentext.com

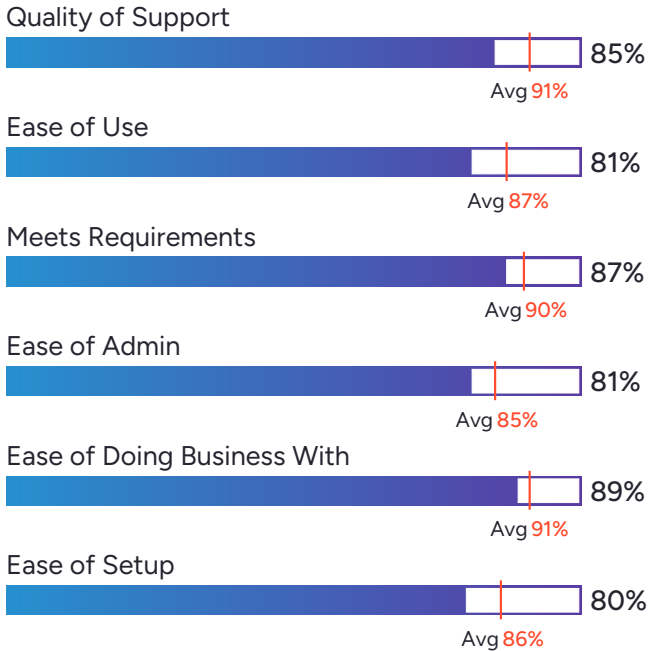


codebeamer


4.3 ★★★★★ (140)

codebeamer has been named a Contender product based on having a relatively low customer Satisfaction score and large Market Presence compared to the rest of the category. While they may have positive reviews, they do not have enough reviews to validate those ratings. 94% of users rated it 4 or 5 stars, 87% of users believe it is headed in the right direction, and users said they would be likely to recommend codebeamer at a rate of 86%. codebeamer is also in the ALM Software category.

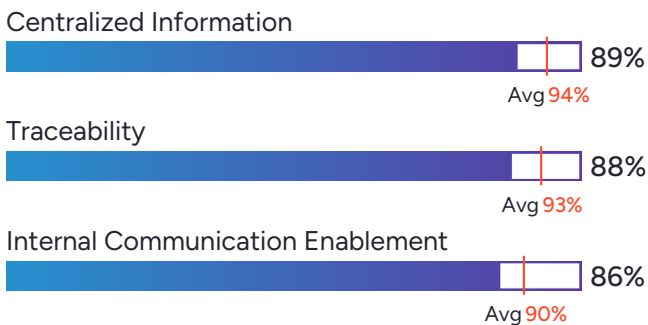
Satisfaction Ratings



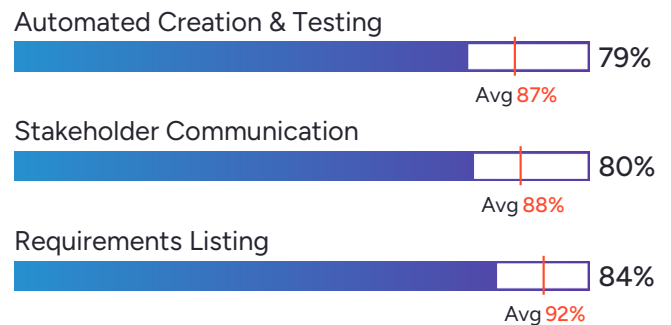
Top Industries Represented



Highest-Rated Features



Lowest-Rated Features



Ownership
PTC



HQ Location
Boston,
Massachusetts



Year Founded
1985



Employees (Listed
On LinkedIn)
8,114



Company Website
www.ptc.com

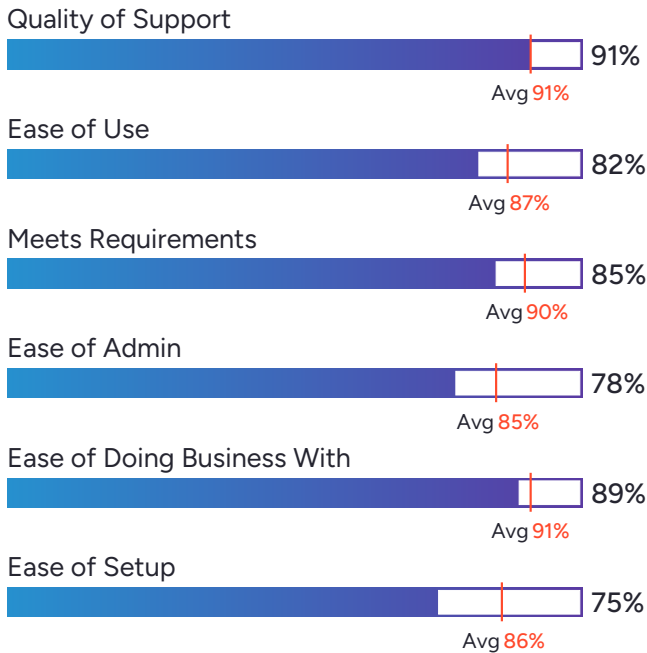


Perforce ALM


4.1 ★★★★★☆ (102)

Perforce ALM has been named a Contender product based on having a relatively low customer Satisfaction score and large Market Presence compared to the rest of the category. While they may have positive reviews, they do not have enough reviews to validate those ratings. 81% of users rated it 4 or 5 stars, 75% of users believe it is headed in the right direction, and users said they would be likely to recommend Perforce ALM at a rate of 81%. Perforce ALM is also in the ALM Software, Bug Tracking, and Software Testing categories.

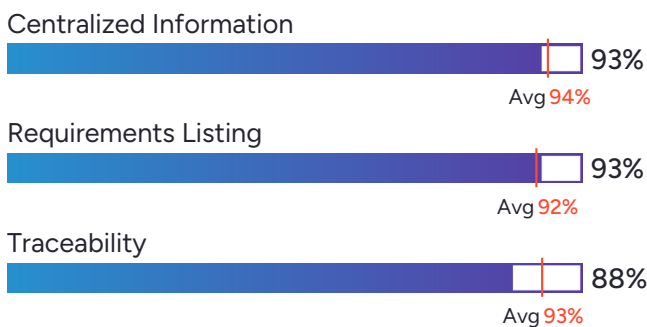
Satisfaction Ratings




Top Industries Represented



Highest-Rated Features



Lowest-Rated Features



Ownership
Perforce



HQ Location
Minneapolis, MN



Year Founded
1995



Employees (Listed On LinkedIn)
2,032



Company Website
perforce.com

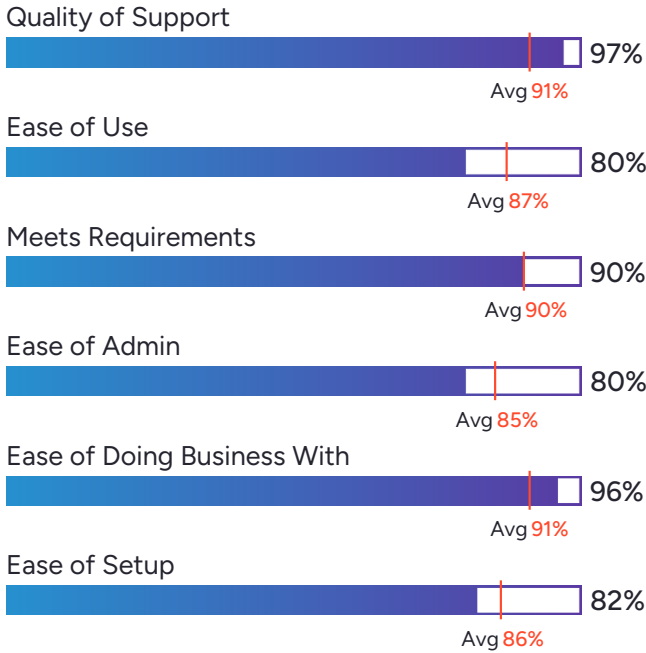


Cognition Compass MED

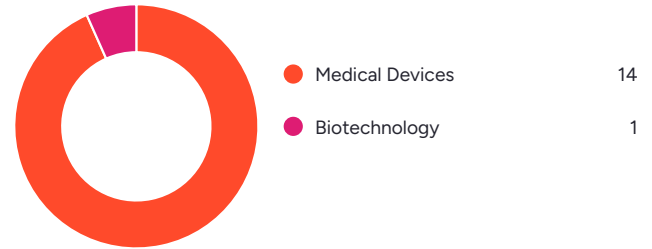
4.5 ★★★★★ (15)

Cognition Compass MED has been named a Niche product based on having a relatively low Satisfaction score and low Market Presence compared to the rest of the category. While they may have positive reviews, they do not have enough reviews to validate those ratings. 100% of users rated it 4 or 5 stars, 100% of users believe it is headed in the right direction, and users said they would be likely to recommend Cognition Compass MED at a rate of 90%.

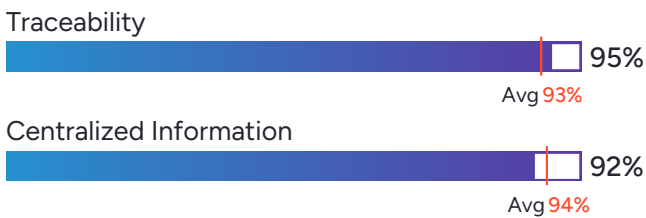
Satisfaction Ratings



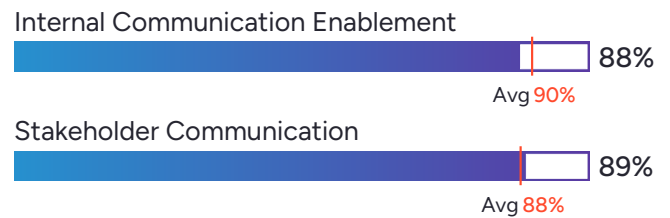
Top Industries Represented



Highest-Rated Features



Lowest-Rated Features



Ownership
Cognition



HQ Location
Lexington, MA



Year Founded
1996



Employees (Listed On LinkedIn)
41



Company Website
cognition.us

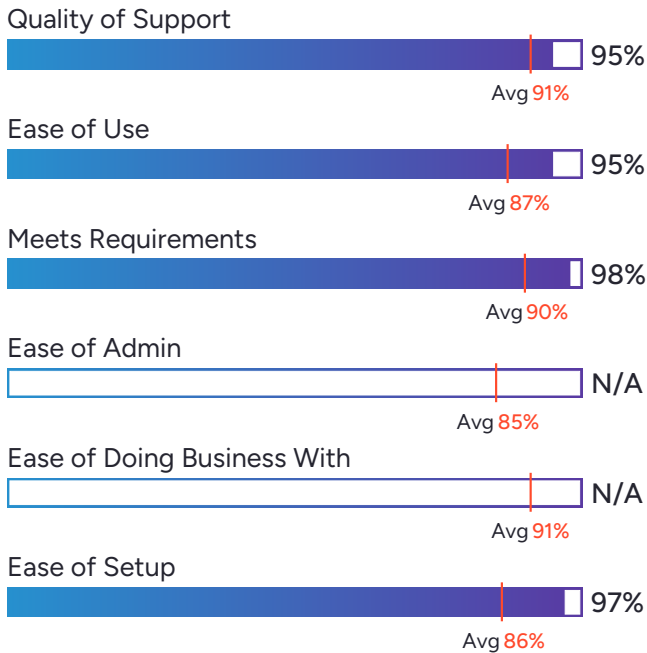


SpiraPlan


4.6 ★★★★★ (58)

SpiraPlan has been named a Niche product based on having a relatively low Satisfaction score and low Market Presence compared to the rest of the category. While they may have positive reviews, they do not have enough reviews to validate those ratings. 100% of users rated it 4 or 5 stars, 100% of users believe it is headed in the right direction, and users said they would be likely to recommend SpiraPlan at a rate of 91%. SpiraPlan is also in the Project Management, Product Management, and ALM Software categories.

Satisfaction Ratings

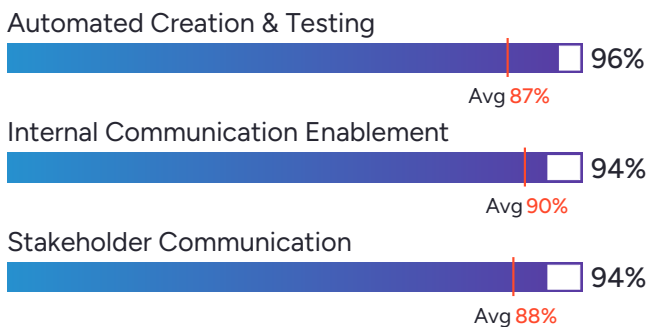


Top Industries Represented

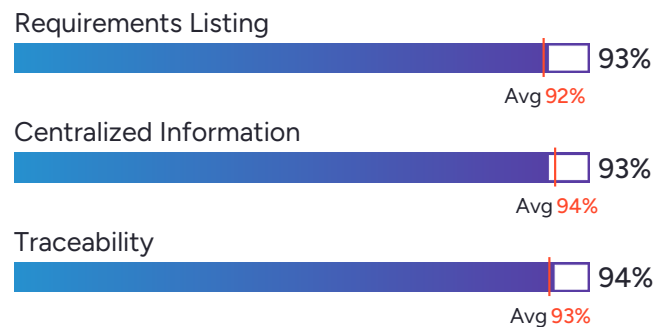


*N/A is displayed when fewer than five responses were received for the question.

Highest-Rated Features



Lowest-Rated Features



Ownership
Inflectra



HQ Location
Silver Spring, MD



Year Founded
2006



Employees (Listed On LinkedIn)
26



Company Website
inflectra.com

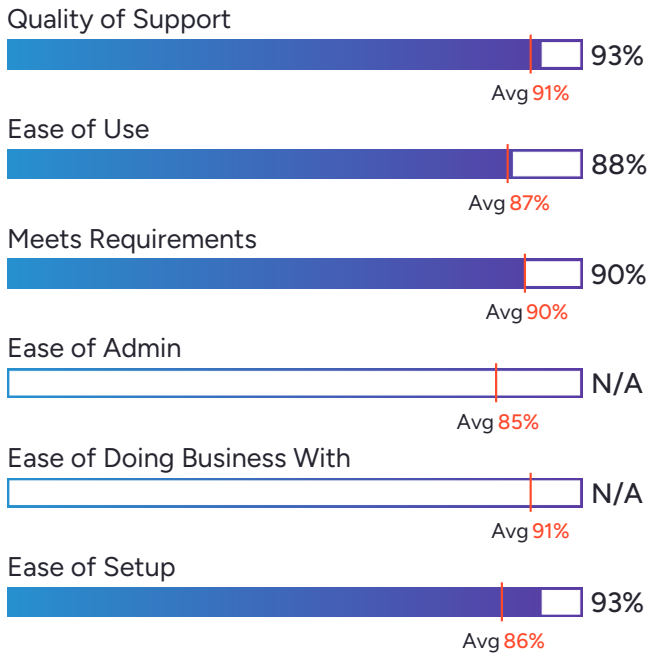


storywi.se

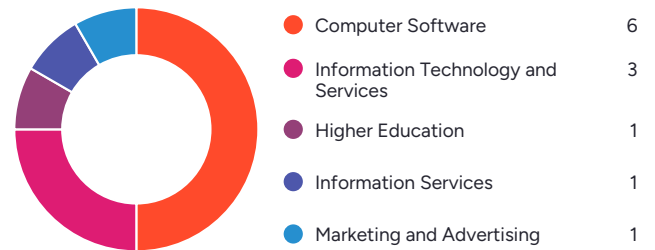
4.7 ★★★★★ (13)

storywi.se has been named a Niche product based on having a relatively low Satisfaction score and low Market Presence compared to the rest of the category. While they may have positive reviews, they do not have enough reviews to validate those ratings. 100% of users rated it 4 or 5 stars, 92% of users believe it is headed in the right direction, and users said they would be likely to recommend storywi.se at a rate of 93%.

Satisfaction Ratings



Top Industries Represented



*N/A is displayed when fewer than five responses were received for the question.



Ownership
ireo



HQ Location
Graz, Steiermark



Employees (Listed On LinkedIn)
3



Company Website
storywi.se

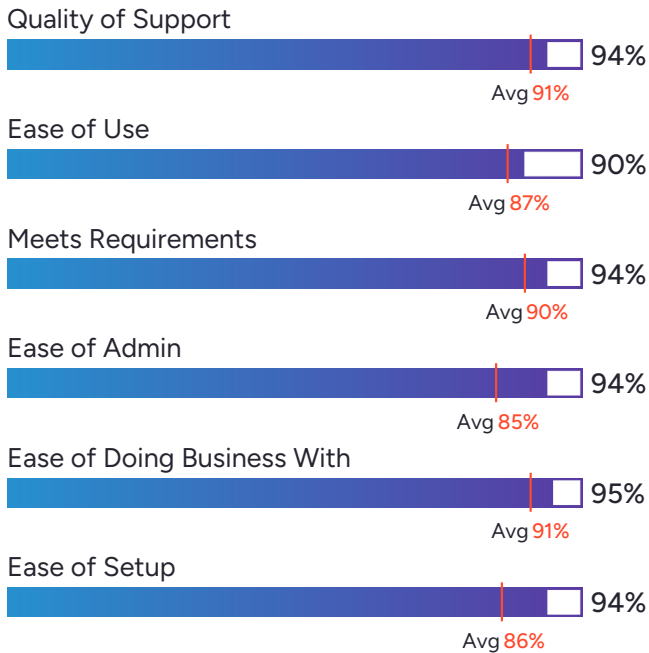


Olive

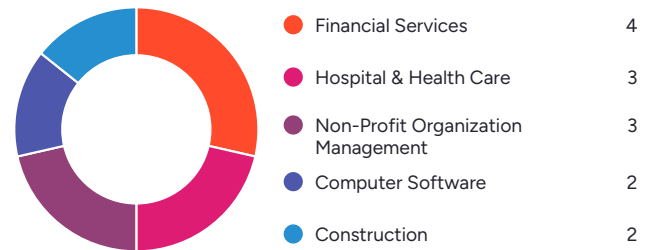
4.4 ★★★★★ (57)

Olive has been named a Niche product based on having a relatively low Satisfaction score and low Market Presence compared to the rest of the category. While they may have positive reviews, they do not have enough reviews to validate those ratings. 97% of users rated it 4 or 5 stars, 88% of users believe it is headed in the right direction, and users said they would be likely to recommend Olive at a rate of 90%. Olive is also in the RFP, Technology Research Services, and Strategic Sourcing categories.

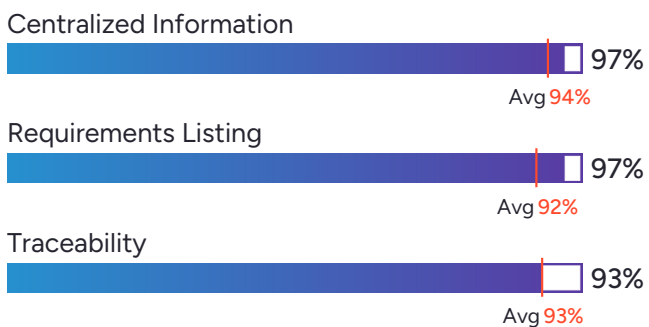
Satisfaction Ratings



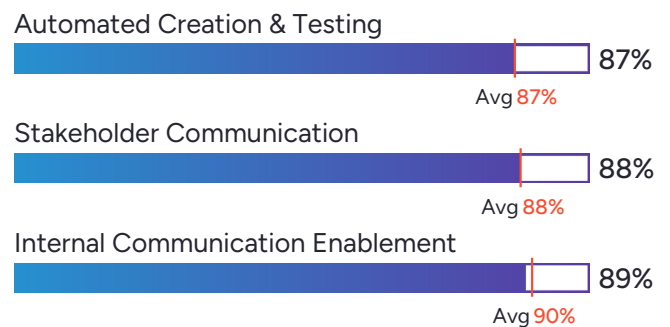
Top Industries Represented



Highest-Rated Features



Lowest-Rated Features



Ownership
Olive Technologies



HQ Location
Vancouver, Canada



Year Founded
2018



Employees (Listed On LinkedIn)
19



Company Website
www.olive.app

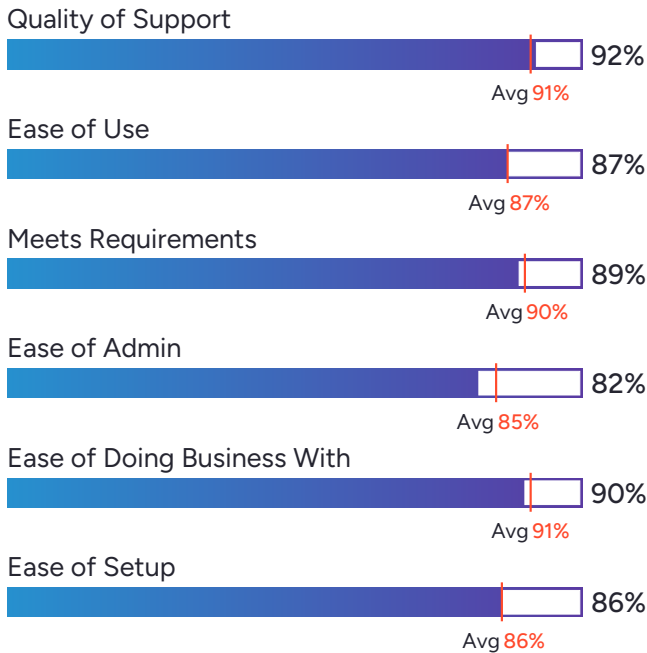


SpiraTest


4.3 ★★★★★ (62)

SpiraTest has been named a Niche product based on having a relatively low Satisfaction score and low Market Presence compared to the rest of the category. While they may have positive reviews, they do not have enough reviews to validate those ratings. 95% of users rated it 4 or 5 stars, 91% of users believe it is headed in the right direction, and users said they would be likely to recommend SpiraTest at a rate of 88%. SpiraTest is also in the Test Management, ALM Software, Bug Tracking, and Software Testing categories.

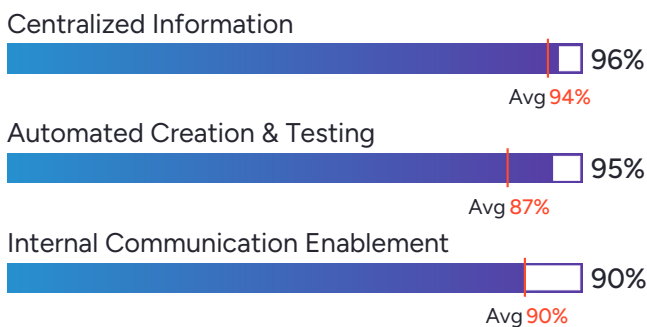
Satisfaction Ratings




Top Industries Represented



Highest-Rated Features



Lowest-Rated Features



Ownership
Inflectra



HQ Location
Silver Spring, MD



Year Founded
2006



Employees (Listed On LinkedIn)
26



Company Website
inflectra.com

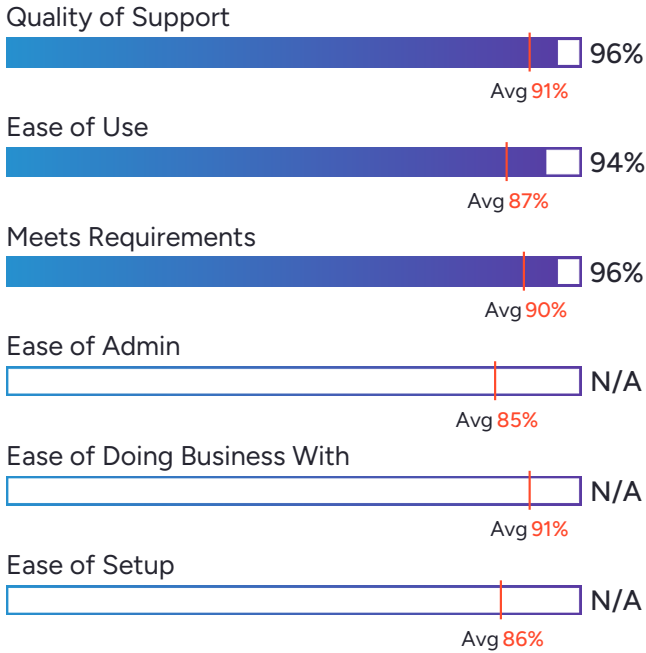


aqua cloud


4.7 ★★★★★ (15)

aqua cloud has been named a Niche product based on having a relatively low Satisfaction score and low Market Presence compared to the rest of the category. While they may have positive reviews, they do not have enough reviews to validate those ratings. 100% of users rated it 4 or 5 stars, 100% of users believe it is headed in the right direction, and users said they would be likely to recommend aqua cloud at a rate of 94%. aqua cloud is also in the Software Testing, Automation Testing, and Test Management categories.

Satisfaction Ratings



Top Industries Represented



*N/A is displayed when fewer than five responses were received for the question.

<p>Ownership andagon</p>	<p>HQ Location Köln, Germany</p>	<p>Year Founded 2001</p>	<p>Employees (Listed On LinkedIn) 80</p>	<p>Company Website andagon.com</p>
-------------------------------------	---	-------------------------------------	---	---

Satisfaction Ratings for Requirements Management

G2 reviewers rated software sellers ability to satisfy their needs as shown in the table below.

	Satisfaction		Satisfaction by Category						Net Promoter Score (NPS)
	Likelihood to Recommend	Product Going in Right Direction?	Meets Requirements	Ease of Admin	Ease of Doing Business With	Quality of Support	Ease of Setup	Ease of Use	
Jama Connect	86%	86%	88%	84%	89%	88%	81%	86%	53
Polarion	84%	86%	89%	78%	82%	81%	78%	83%	41
Modern Requirements4DevOps	98%	100%	99%	100%	100%	99%	99%	99%	93
reqSuite® rm	95%	100%	93%	91%	99%	98%	91%	90%	93
SpiraTeam	85%	86%	87%	86%	91%	91%	89%	88%	37
Elements.cloud	92%	94%	92%	95%	98%	93%	95%	88%	73
Arovy	94%	91%	93%	96%	98%	98%	97%	96%	84
IBM Engineering Requirements Management DOORS Next	81%	84%	83%	73%	76%	81%	66%	78%	28
OpenText Application Quality Management	83%	77%	86%	78%	81%	81%	76%	82%	40
codebeamer	86%	87%	87%	81%	89%	85%	80%	81%	46
Perforce ALM	81%	75%	85%	78%	89%	91%	75%	82%	27
Cognition Compass MED	90%	100%	90%	80%	96%	97%	82%	80%	73
SpiraPlan	91%	100%	98%	N/A	N/A	95%	97%	95%	80
storywi.se	93%	92%	90%	N/A	N/A	93%	93%	88%	84
Olive	90%	88%	94%	94%	95%	94%	94%	90%	68
SpiraTest	88%	91%	89%	82%	90%	92%	86%	87%	60
aqua cloud	94%	100%	96%	N/A	N/A	96%	N/A	94%	83
Average	89%	90%	90%	85%	91%	91%	86%	87%	63

*N/A is displayed when fewer than five responses were received for the question.

**Net Promoter Score ranges from -100 to +100

Feature Comparison for Requirements Management

G2 users have evaluated the following products by feature. Feature ratings are representative of reviewers overall satisfaction with each feature and do not necessarily take into account the breadth of individual product features. The results are shown below.

Administration

	Requirements Listing	Centralized Information	Traceability
Jama Connect	90%	91%	91%
Polarion	90%	91%	93%
Modern Requirements4DevOps	99%	99%	98%
reqSuite® rm	94%	96%	96%
SpiraTeam	93%	90%	93%
Elements.cloud	91%	96%	93%
Arovy	90%	95%	96%
IBM Engineering Requirements Management DOORS Next	90%	94%	94%
OpenText Application Quality Management	N/A	N/A	N/A
codebeamer	84%	89%	88%
Perforce ALM	93%	93%	88%
Cognition Compass MED	92%	92%	95%
SpiraPlan	93%	93%	94%
storywi.se	N/A	N/A	N/A
Olive	97%	97%	93%
SpiraTest	88%	96%	88%
aqua cloud	N/A	N/A	N/A
Average	92%	94%	93%

(Feature Comparison for Requirements Management continues on next page)

*N/A is displayed when fewer than five responses were received for the question.

**A blank box indicates that a seller has selected that they do not offer that feature.

Feature Comparison for Requirements Management (continued)

G2 users have evaluated the following products by feature. Feature ratings are representative of reviewers overall satisfaction with each feature and do not necessarily take into account the breadth of individual product features. The results are shown below.

Communication

	Stakeholder Communication	Internal Communication Enablement
Jama Connect	86%	86%
Polarion	82%	84%
Modern Requirements4DevOps	99%	98%
reqSuite® rm	90%	91%
SpiraTeam	83%	90%
Elements.cloud	89%	91%
Arovy	91%	94%
IBM Engineering Requirements Management DOORS Next	88%	88%
OpenText Application Quality Management	N/A	N/A
codebeamer	80%	86%
Perforce ALM	83%	86%
Cognition Compass MED	89%	88%
SpiraPlan	94%	94%
storywi.se	N/A	N/A
Olive	88%	89%
SpiraTest	88%	90%
aqua cloud	N/A	N/A
Average	88%	90%

(Feature Comparison for Requirements Management continues on next page)

*N/A is displayed when fewer than five responses were received for the question.

**A blank box indicates that a seller has selected that they do not offer that feature.

Feature Comparison for Requirements Management (continued)

G2 users have evaluated the following products by feature. Feature ratings are representative of reviewers overall satisfaction with each feature and do not necessarily take into account the breadth of individual product features. The results are shown below.

Procedural

	Automated Creation & Testing
Jama Connect	75%
Polarion	81%
Modern Requirements4DevOps	99%
reqSuite® rm	81%
SpiraTeam	90%
Elements.cloud	74%
Arovy	96%
IBM Engineering Requirements Management DOORS Next	89%
OpenText Application Quality Management	N/A
codebeamer	79%
Perforce ALM	86%
Cognition Compass MED	
SpiraPlan	96%
storywi.se	
Olive	87%
SpiraTest	95%
aqua cloud	N/A
Average	87%

*N/A is displayed when fewer than five responses were received for the question.

**A blank box indicates that a seller has selected that they do not offer that feature.

Additional Data for Requirements Management

The table below includes a breakdown of the customer segments for each product, as represented by G2 reviewers.

Customers by Size

	Small Business (50 or fewer emp.)	Mid-Market (51-1000 emp.)	Enterprise (>1000 emp.)
Jama Connect	17%	48%	34%
Polarion	22%	29%	49%
Modern Requirements4DevOps	43%	43%	14%
reqSuite® rm	26%	57%	17%
SpiraTeam	9%	65%	26%
Elements.cloud	42%	26%	32%
Arovy	11%	82%	7%
IBM Engineering Requirements Management DOORS Next	12%	28%	60%
OpenText Application Quality Management	15%	20%	65%
codebeamer	20%	54%	26%
Perforce ALM	28%	46%	26%
Cognition Compass MED	33%	20%	47%
SpiraPlan	40%	40%	20%
storywi.se	69%	23%	8%
Olive	19%	45%	35%
SpiraTest	10%	61%	29%
aqua cloud	58%	25%	17%
Average	28%	42%	30%

(Additional Data for Requirements Management continues on next page)

*N/A is displayed when data is not publicly available.

Additional Data for Requirements Management (continued)

The table below highlights implementation and deployment data as indicated in real user reviews on G2.

Implementation

	Deployment		Implementation Time	Implementation Method				Number of Users Purchased	Contract Term
	Cloud	On-Premises	Avg. Months to Go Live	In-House Team	Seller Services Team	Third-Party Consultant	Don't know	Median Number of Users Bought	Avg. Contract Term (Months)
Jama Connect	68%	32%	3.6	71%	16%	2%	10%	75	18
Polarion	29%	71%	4.3	54%	8%	23%	15%	17	15
Modern Requirements4DevOps	29%	71%	0.4	83%	17%	0%	0%	56	1
reqSuite® rm	79%	21%	2.5	56%	28%	4%	12%	17	8
SpiraTeam	67%	33%	3.6	90%	0%	0%	10%	17	8
Elements.cloud	100%	0%	1.0	92%	0%	8%	0%	7	N/A
Arovy	81%	19%	0.4	75%	6%	6%	13%	3	14
IBM Engineering Requirements Management DOORS Next	36%	64%	6.7	81%	5%	11%	3%	175	21
OpenText Application Quality Management	38%	63%	3.6	67%	27%	7%	0%	175	22
codebeamer	38%	62%	3.6	72%	6%	13%	9%	37	15
Perforce ALM	22%	78%	1.8	89%	8%	0%	3%	17	9
Cognition Compass MED	63%	38%	6.0	43%	29%	14%	14%	75	16
SpiraPlan	N/A	N/A	N/A	N/A	N/A	N/A	N/A	N/A	N/A
storywi.se	N/A	N/A	N/A	N/A	N/A	N/A	N/A	N/A	N/A
Olive	93%	7%	2.7	85%	8%	0%	8%	7	7
SpiraTest	57%	43%	0.8	71%	14%	14%	0%	17	5
aqua cloud	N/A	N/A	N/A	N/A	N/A	N/A	N/A	N/A	N/A

(Additional Data for Requirements Management continues on next page)

*N/A is displayed when data is not publicly available.

Additional Data for Requirements Management (continued)

The table below highlights the average user adoption of each product as indicated in real user reviews on G2.

User Adoption and Return on Investment (ROI)

	User Adoption	Payback Period
	Average User Adoption	Estimated ROI (payback period in months)
Jama Connect	54%	16
Polarion	37%	8
Modern Requirements4DevOps	46%	4
reqSuite® rm	53%	14
SpiraTeam	69%	N/A
Elements.cloud	69%	5
Arovy	57%	9
IBM Engineering Requirements Management DOORS Next	43%	37
OpenText Application Quality Management	67%	16
codebeamer	52%	22
Perforce ALM	66%	16
Cognition Compass MED	66%	1
SpiraPlan	N/A	N/A
storywi.se	N/A	N/A
Olive	44%	14
SpiraTest	81%	15
aqua cloud	N/A	N/A
Average	57%	14

(Additional Data for Requirements Management continues on next page)

*N/A is displayed when data is not publicly available.

Additional Data for Requirements Management (continued)

The table below highlights third-party market presence data used to inform the G2's Market Presence Score that highlights each products impact and influence in the category.

Market Presence

	Seller Name	Year Founded	Employees on LinkedIn (Seller)	LinkedIn Followers
Jama Connect	Jama Software	2007	305	13,877
Polarion	Siemens Digital Industries Software	1980	19,300	890,270
Modern Requirements4DevOps	Modern Requirements	1999	62	7,280
reqSuite® rm	PeakAvenue		85	2,947
SpiraTeam	Inflectra	2006	26	9,436
Elements.cloud	Elements.cloud	2014	28	4,490
Arovy	Arovy	2018	73	5,751
IBM Engineering Requirements Management DOORS Next	IBM	1911	339,241	18,990,065
OpenText Application Quality Management	OpenText	1991	23,270	519,397
codebeamer	PTC	1985	8,114	386,372
Perforce ALM	Perforce	1995	2,032	68,817
Cognition Compass MED	Cognition	1996	41	2,446
SpiraPlan	Inflectra	2006	26	9,436
storywi.se	ireo		3	915
Olive	Olive Technologies	2018	19	3,740
SpiraTest	Inflectra	2006	26	9,436
aqua cloud	andagon	2001	80	11,068

*N/A is displayed when data is not publicly available.