

Grid[®] Report for Requirements Management | Winter 2024



Requirements Management Software

Contenders					Leaders				
Niche					High Performers				

Satisfaction

Market Presence

G2 Grid[®] Scoring

(Requirements Management Software continues on next page)

Requirements Management Software (continued)

Requirements Management Software Definition

Requirements management software helps project teams manage, document, analyze, prioritize, and set requirements for new products or services. It also connects development teams with relevant stakeholders and other interested parties, creating an avenue of communication about requirements and changes needed for the product or service.

Requirements management tools provide businesses with a complete, top-down understanding of all factors contributing to the scope of a new product or service. Businesses can utilize this software to verify product or service development meets the company's standards, stays within constraints, and also meets the targeted needs of the consumers. Requirements management software facilitates a more organized approach to creating and implementing new products or services and fits in well alongside other development and application lifecycle management tools.

To qualify for inclusion in the Requirements Management category, a product must:

- ▶ Document all requirements and steps toward a product or service creation
- ▶ Analyze product or service needs, objectives, and constraints
- ▶ Allow requirement flexibility as product or service development matures
- ▶ Facilitate continuous communication between development teams, stakeholders, and interested parties

Requirements Management Grid® Scoring Description

Products shown on the Grid® for Requirements Management have received a minimum of 10 reviews/ratings in data gathered by November 21, 2023. Products are ranked by customer satisfaction (based on user reviews) and market presence (based on market share, seller size, and social impact) and placed into four categories on the Grid®:

- ▶ Products in the Leader quadrant are rated highly by G2 users and have substantial Market Presence scores. Leaders include: [Jama Connect for Requirements Management](#) and [codebeamer](#)
- ▶ High Performing products have high customer Satisfaction scores and low Market Presence compared to the rest of the category. High Performers include: [PractiTest](#), [ReqSuite® RM](#), [Valispace](#), [Olive](#), and [Sonar](#)
- ▶ Contender products have relatively low customer Satisfaction scores and high Market Presence compared to the rest of the category. While they may have positive reviews, they do not have enough reviews to validate those ratings. Contenders include: [Polarion REQUIREMENTS](#), [OpenText ALM Quality Center](#), and [IBM Engineering Requirements Management](#)
- ▶ Niche products have relatively low Satisfaction scores and low Market Presence compared to the rest of the category. While they may have positive reviews, they do not have enough reviews to validate those ratings. Niche products include: [Innoslate](#), [SpiraTest](#), [Helix ALM](#), and [SpiraTeam](#)



Grid® Scores for Requirements Management Software

The table below shows the Satisfaction and Market Presence scores that determine product placement on the Grid®. To learn more about each of the products, please see the profile section.

Leaders

	# of Reviews	Satisfaction	Market Presence	G2 Score
Jama Connect for Requirements Management	135	85	87	86
codebeamer	101	78	89	84

High Performers

PractiTest	110	78	43	61
ReqSuite® RM	29	87	21	54
Valispace	29	68	29	49
Olive	27	69	21	45
Sonar	43	68	22	45

Contenders

Polarion REQUIREMENTS	11	25	80	52
OpenText ALM Quality Center	84	31	65	48
IBM Engineering Requirements Management	89	11	78	45

Niche

Innoslate	15	45	18	32
SpiraTest	41	32	14	23
Helix ALM	47	10	33	22
SpiraTeam	20	18	8	13

* Products are ordered by G2 Score. Satisfaction score is used as a tiebreaker if two products have the same G2 Score.



Grid® Methodology

Grid® Rating Methodology

The Grid® represents the democratic voice of real software users, rather than the subjective opinion of one analyst. G2 rates products from the Requirements Management category algorithmically based on data sourced from product reviews shared by G2 users and data aggregated from online sources and social networks.

Technology buyers can use the Grid® to help them quickly select the best products for their businesses and to find peers with similar experiences. For sellers, media, investors, and analysts, the Grid® provides benchmarks for product comparison and market trend analysis.

Grid® Scoring Methodology

G2 rates products and sellers based on reviews gathered from our user community, as well as data aggregated from online sources and social networks. We apply a unique algorithm (v3.0) to this data to calculate the Satisfaction and Market Presence scores in real time. The Grid® Report for Requirements Management | Winter 2024 is based on scores calculated using the G2 algorithm v3.0 from reviews collected through November 21, 2023. To view the Requirements Management Grid® with the most recent data, please visit the [Requirements Management](#) page. For more details on Grid® Scoring, please view the [G2 Scoring Methodology here](#).

Grid® Categorization Methodology

Making G2 research relevant and easy for people to use as they evaluate and select business software products is one of our most important goals. In support of that goal, organizing products and software companies in a well-defined structure that makes capturing, evaluating, and displaying reviews and other research in an orderly manner is a critical part of the research process.

To manage the process of categorizing the software products and the related reviews in the G2 community, G2 follows a publicly available [categorization methodology](#). All products appearing on the Grid® have passed through G2's categorization methodology and meet G2's category standards.

Many terms that appear regularly across G2 and are used to aid in product categorization warrant a definition to facilitate buyer understanding. These terms may be included within reviews from the G2 community or in executive summaries for products included on the Grid®. A [list of standard definitions](#) is available to G2 users to eliminate confusion and ease the buying process.

Rating Changes and Dynamics

The ratings in this report are based on a snapshot of the user reviews and social data collected by G2 up through May 31, 2022. The ratings may change as the products are further developed, the sellers grow, and as additional opinions are shared by users. G2 updates the ratings on its website in real time as additional data is received, and this report will be updated as significant data is received. By improving their products and support and/or by having more satisfied customer voices heard, Contenders may become Leaders and Niche sellers may become High Performers.

(Grid® Methodology continues on next page)

** Net Promoter, Net Promoter System, Net Promoter Score, NPS and the NPS-related emoticons are registered trademarks of Bain & Company, Inc., Fred Reichheld and Satmetrix Systems, Inc.



Grid® Methodology (continued)

Trust

Keeping our ratings unbiased is our top priority. We require the use of a LinkedIn account or verified business email address to validate a G2 user's identity and employer. We also validate users by partnering with sellers and organizations to securely authenticate users through select platforms. We do not allow users to review their current or former employers' products, or those of their employers' competitors. Additionally, all reviews are manually checked by our team after our algorithm filters out reviews that don't meet our submission requirements. All reviews must pass our moderation process before they are published.

Our G2 staff does not add any subjective input to the ratings, which are determined algorithmically based on data aggregated from publicly available online sources and social networks. Sellers cannot influence their ratings by spending time or money with us. Only the opinion of real users and data from public sources factor into the ratings.

G2 may occasionally offer incentives for honest reviews to help us gather a full and accurate data set. These incentives are offered as thank-yous for approved reviews. Incentives are never conditioned upon the substance of the review, positive or negative. Each such incentivized review is disclosed with an "Incentivized Review" banner.

Grid® Inclusion Criteria

All products in a G2 category that have at least 10 reviews from real users of the product are included on the Grid®. Inviting other users, such as colleagues and peers, to join G2 and share authentic product reviews will accelerate this process.

If a product is not yet listed on G2 and it fits the market definition above, then users are encouraged to [suggest its addition](#) to our [Requirements Management category](#).

Product Profiles

Product profiles and detailed charts are included for products with 10 or more reviews.



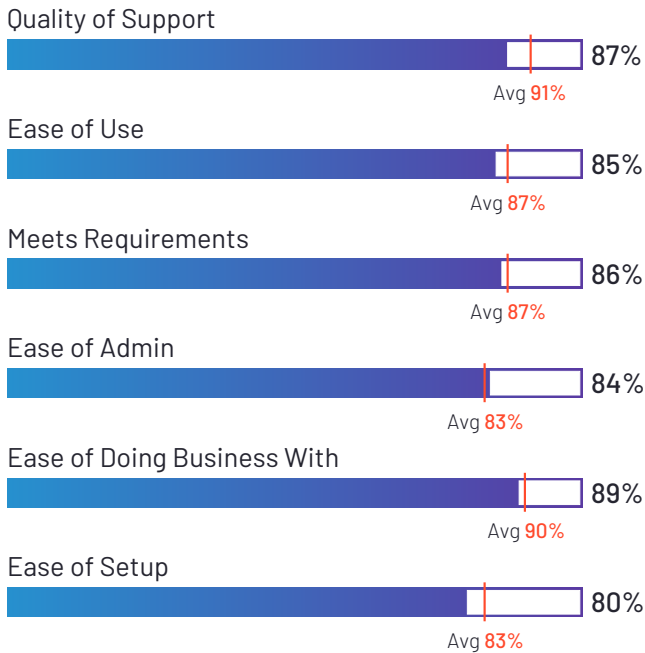
Jama Connect for Requirements Management

4.3 ★★★★★ (135)

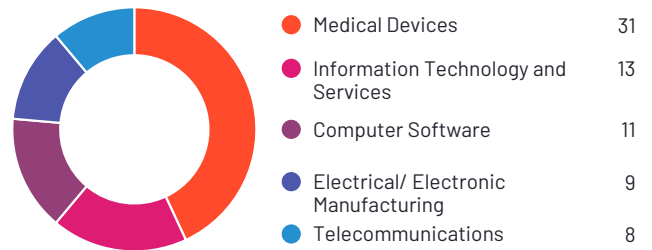


Jama Connect for Requirements Management has been named a Leader based on receiving a high customer Satisfaction score and having a large Market Presence. 94% of users rated it 4 or 5 stars, 81% of users believe it is headed in the right direction, and users said they would be likely to recommend Jama Connect for Requirements Management at a rate of 85%.

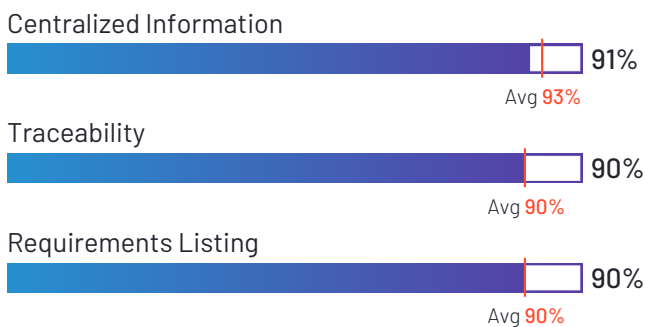
Satisfaction Ratings



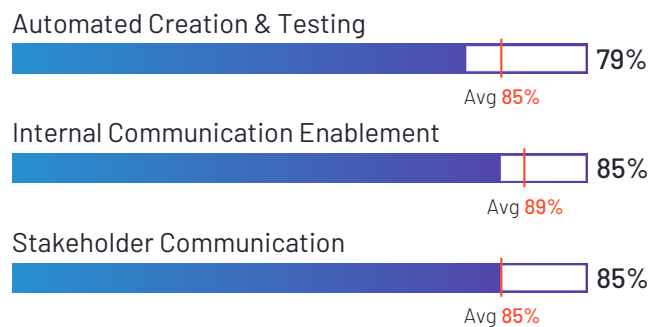
Top Industries Represented



Highest-Rated Features



Lowest-Rated Features



Ownership
Jama Software



HQ Location
Portland, OR



Year Founded
2007



Employees (Listed On LinkedIn)
272



Company Website
jamasoftware.com



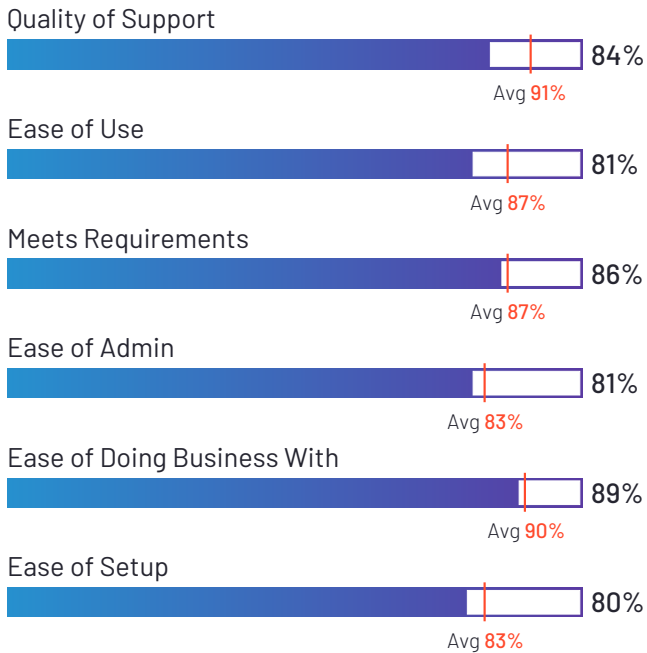
codebeamer

4.3 ★★★★★ (129)




codebeamer has been named a Leader based on receiving a high customer Satisfaction score and having a large Market Presence. codebeamer has the largest Market Presence among products in Requirements Management. 94% of users rated it 4 or 5 stars, 85% of users believe it is headed in the right direction, and users said they would be likely to recommend codebeamer at a rate of 86%. codebeamer is also in the ALM Software Suites category.


Satisfaction Ratings



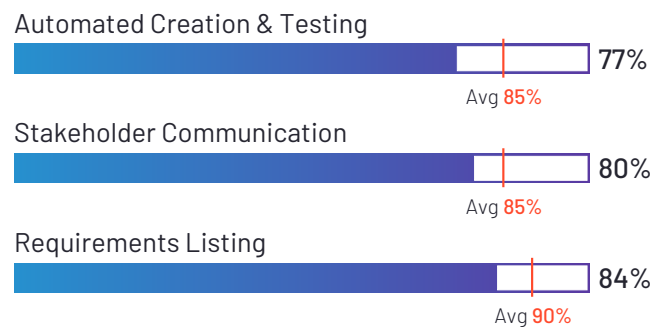
Top Industries Represented



Highest-Rated Features



Lowest-Rated Features



Ownership
Inland Software



HQ Location
Boston, Massachusetts



Year Founded
1985



Employees (Listed On LinkedIn)
52



Company Website
www.ptc.com



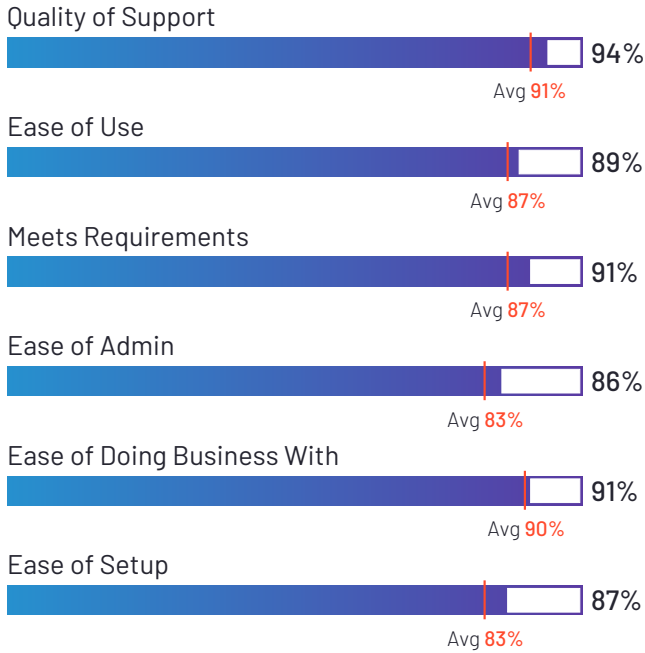
PractiTest

4.3 ★★★★★ (200)

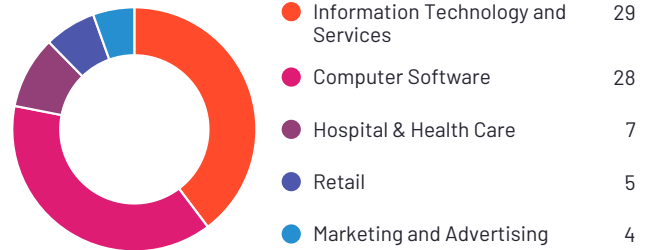


PractiTest has been named a High Performer product based on having high customer Satisfaction scores and a low Market Presence compared to the rest of the category. 96% of users rated it 4 or 5 stars, 90% of users believe it is headed in the right direction, and users said they would be likely to recommend PractiTest at a rate of 89%. PractiTest is also in the Test Management, ALM Software Suites, and Software Testing categories.

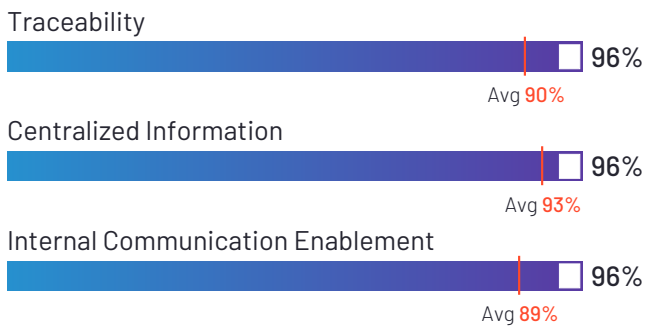
Satisfaction Ratings



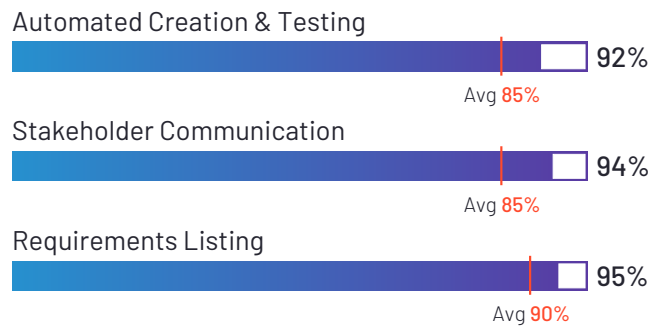
Top Industries Represented



Highest-Rated Features



Lowest-Rated Features



Ownership
PractiTest



HQ Location
Rehovot



Year Founded
2008



Employees (Listed
On LinkedIn)
36



Company Website
practitest.com



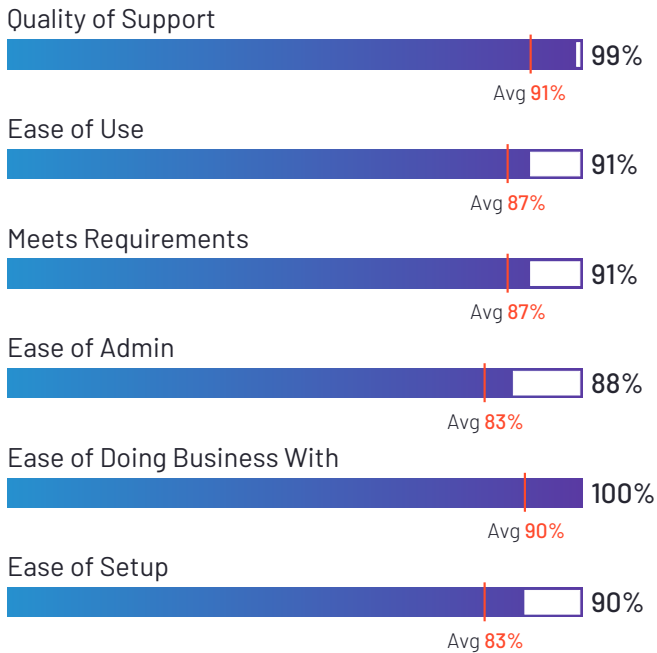
ReqSuite® RM

4.8 ★★★★★ (29)

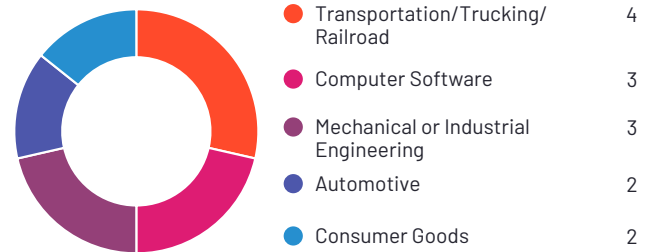


ReqSuite® RM has been named a High Performer product based on having high customer Satisfaction scores and a low Market Presence compared to the rest of the category. ReqSuite® RM received the highest Satisfaction score among products in Requirements Management. 100% of users rated it 4 or 5 stars, 100% of users believe it is headed in the right direction, and users said they would be likely to recommend ReqSuite® RM at a rate of 95%.

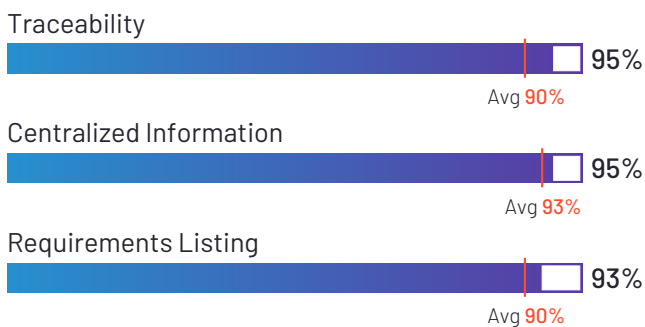
Satisfaction Ratings



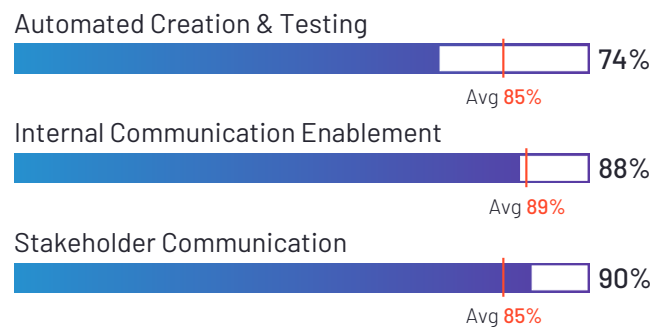
Top Industries Represented



Highest-Rated Features



Lowest-Rated Features



Ownership
OSSENO Software



HQ Location
Kaiserslautern,
Rheinland-Pfalz



Year Founded
2015



Employees (Listed On LinkedIn)
9



Company Website
www.osseno.com



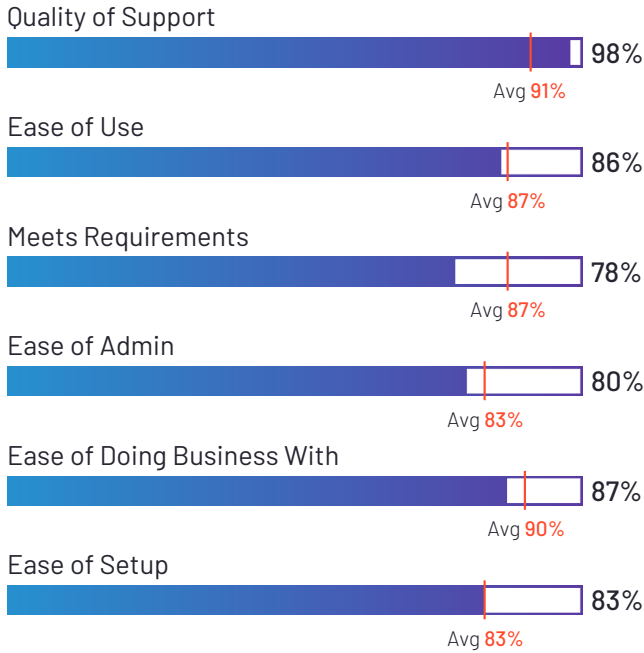
Valispace

4.0 ★★★★★ (31)



Valispace has been named a High Performer product based on having high customer Satisfaction scores and a low Market Presence compared to the rest of the category. 86% of users rated it 4 or 5 stars, 94% of users believe it is headed in the right direction, and users said they would be likely to recommend Valispace at a rate of 81%. Valispace is also in the Systems Engineering And MBSE and Test Management categories.

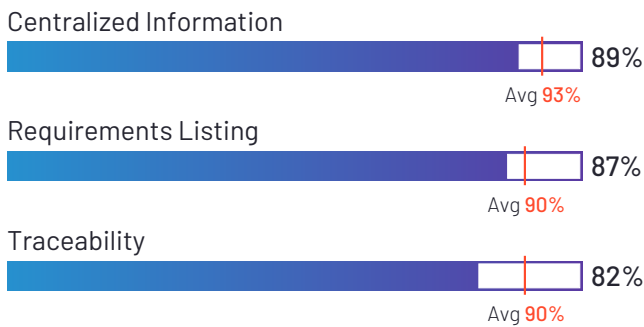
Satisfaction Ratings



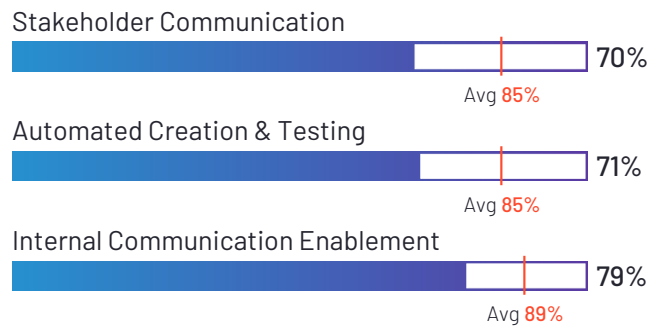
Top Industries Represented



Highest-Rated Features



Lowest-Rated Features



Ownership
Valispace GmbH



HQ Location
Lisbon, Portugal



Employees (Listed On LinkedIn)
37



Company Website
valispace.com



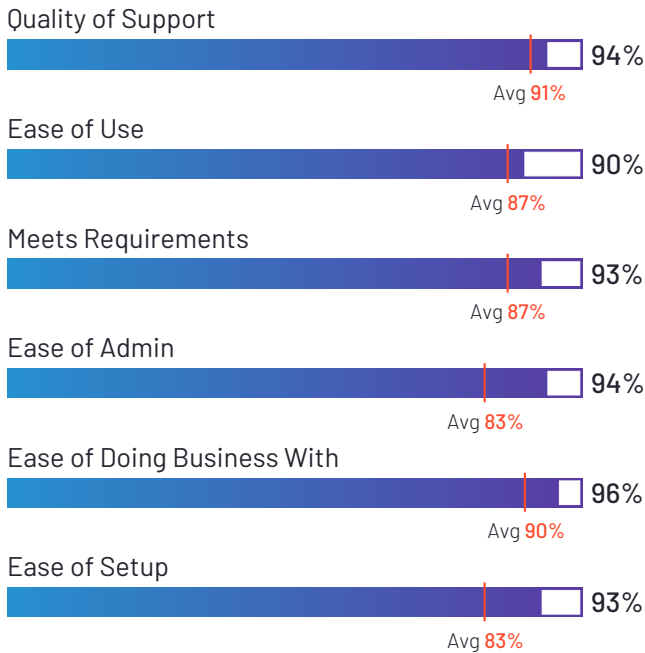
Olive

4.5 ★★★★★ (43)

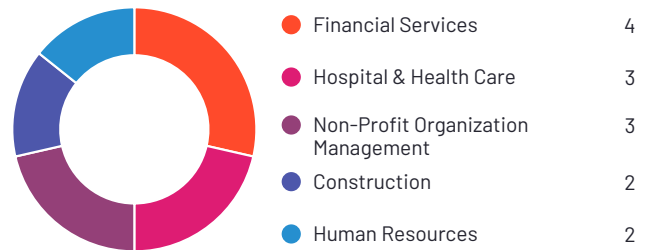


Olive has been named a High Performer product based on having high customer Satisfaction scores and a low Market Presence compared to the rest of the category. 96% of users rated it 4 or 5 stars, 86% of users believe it is headed in the right direction, and users said they would be likely to recommend Olive at a rate of 90%. Olive is also in the RFP, Technology Research Services, and Strategic Sourcing categories.

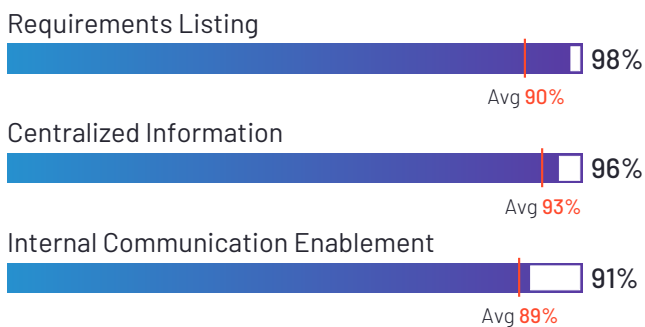
Satisfaction Ratings




Top Industries Represented



Highest-Rated Features



Lowest-Rated Features



Ownership
Olive Technologies



HQ Location
Vancouver, Canada



Year Founded
2018



Employees (Listed On LinkedIn)
31



Company Website
www.olive.app



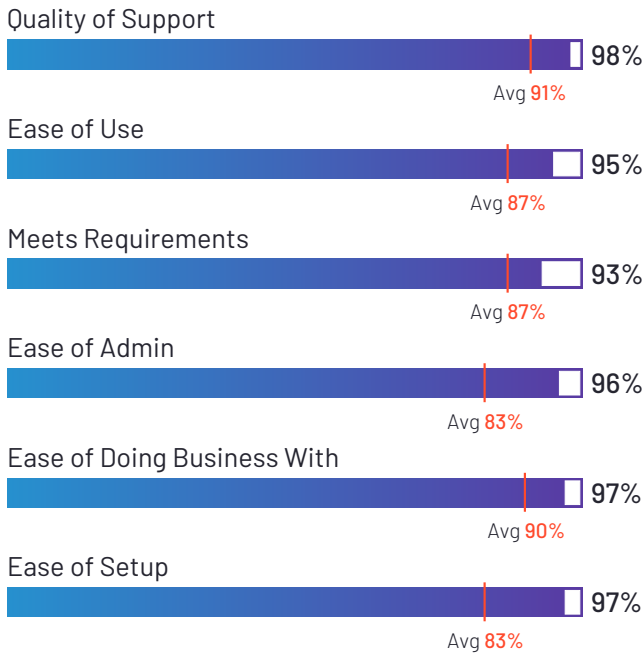
Sonar

4.7 ★★★★★ (88)




Sonar has been named a High Performer product based on having high customer Satisfaction scores and a low Market Presence compared to the rest of the category. 100% of users rated it 4 or 5 stars, 91% of users believe it is headed in the right direction, and users said they would be likely to recommend Sonar at a rate of 94%. Sonar is also in the Test Management, SaaS Operations Management, Software Testing, and Salesforce AppExchange Apps categories.

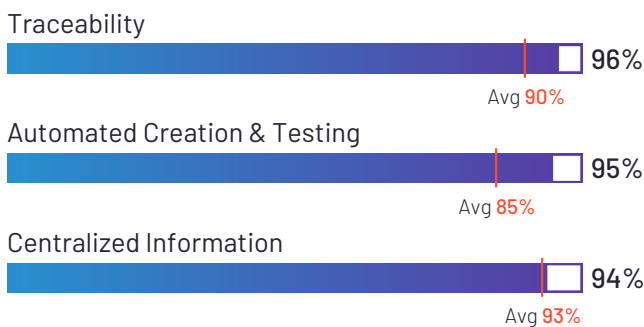
Satisfaction Ratings




Top Industries Represented



Highest-Rated Features



Lowest-Rated Features



Ownership
Sonar Software



HQ Location
Atlanta, Georgia



Year Founded
2018



Employees (Listed On LinkedIn)
70



Company Website
sonarsoftware.com

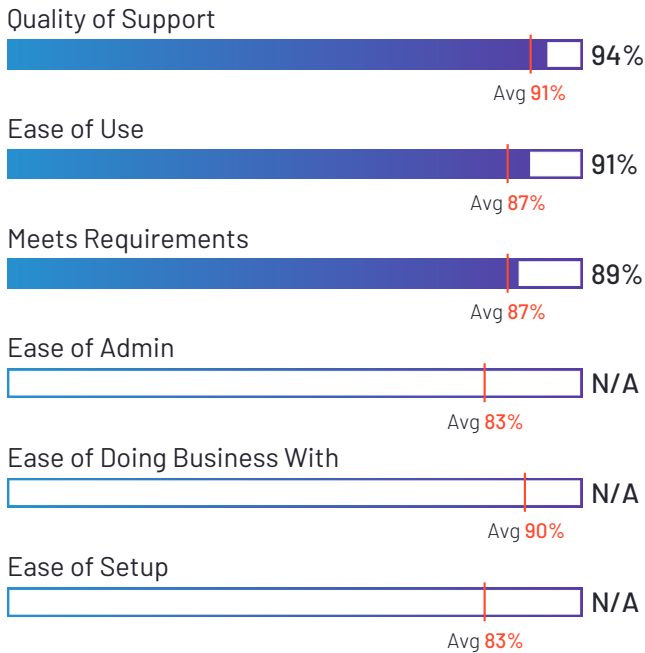


Polarion REQUIREMENTS

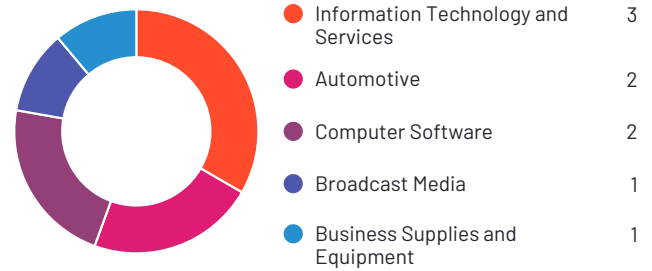
4.5 ★★★★★ (11)

Polarion REQUIREMENTS has been named a Contender product based on having a relatively low customer Satisfaction score and large Market Presence compared to the rest of the category. While they may have positive reviews, they do not have enough reviews to validate those ratings. 100% of users rated it 4 or 5 stars, 100% of users believe it is headed in the right direction, and users said they would be likely to recommend Polarion REQUIREMENTS at a rate of 90%.

Satisfaction Ratings



Top Industries Represented



*N/A is displayed when fewer than five responses were received for the question.



Ownership
Siemens Digital Industries Software



HQ Location
Plano, Texas



Employees (Listed On LinkedIn)
17,509



Company Website
sw.siemens.com

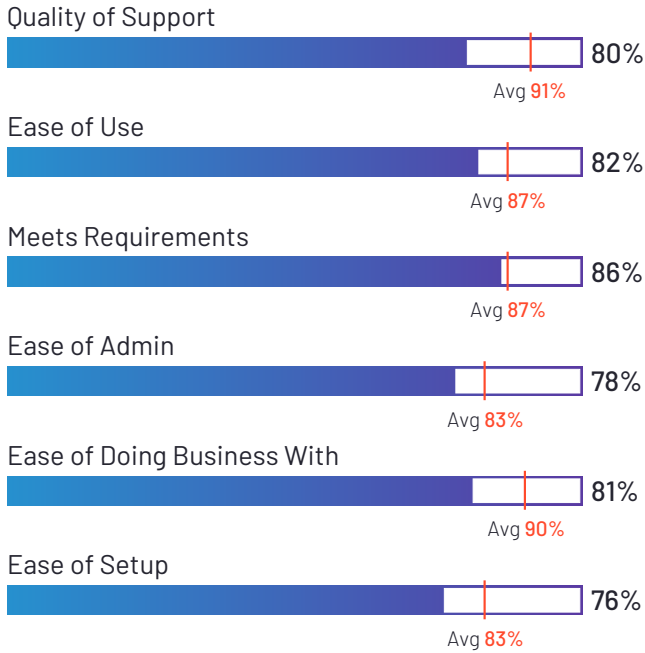


OpenText ALM Quality Center


4.0 ★★★★★ (132)

OpenText ALM Quality Center has been named a Contender product based on having a relatively low customer Satisfaction score and large Market Presence compared to the rest of the category. While they may have positive reviews, they do not have enough reviews to validate those ratings. 89% of users rated it 4 or 5 stars, 77% of users believe it is headed in the right direction, and users said they would be likely to recommend OpenText ALM Quality Center at a rate of 83%. OpenText ALM Quality Center is also in the Test Management, ALM Software Suites, Bug Tracking, Software Testing, Automation Testing, and Continuous Testing Platforms categories.

Satisfaction Ratings



Top Industries Represented



Ownership
OpenText



HQ Location
Waterloo, ON



Year Founded
1991



Employees (Listed On LinkedIn)
20,751



Company Website
opentext.com

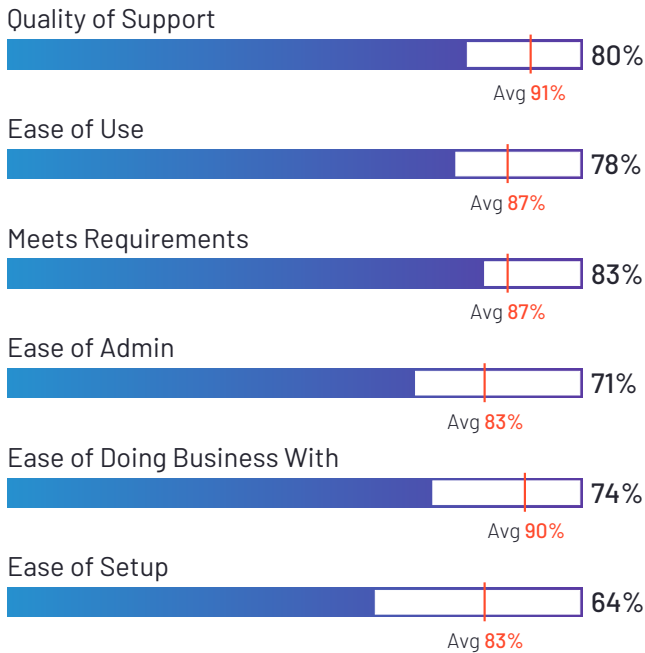


IBM Engineering Requirements Management

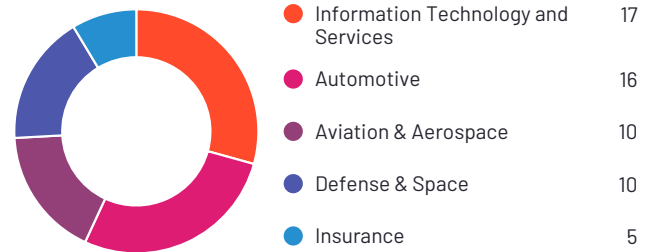
3.9 ★★★★★ (119)

IBM Engineering Requirements Management has been named a Contender product based on having a relatively low customer Satisfaction score and large Market Presence compared to the rest of the category. While they may have positive reviews, they do not have enough reviews to validate those ratings. 82% of users rated it 4 or 5 stars, 82% of users believe it is headed in the right direction, and users said they would be likely to recommend IBM Engineering Requirements Management at a rate of 80%. IBM Engineering Requirements Management is also in the ALM Software Suites and Product Management categories.


Satisfaction Ratings




Top Industries Represented



Highest-Rated Features



Lowest-Rated Features



Ownership
IBM



HQ Location
Armonk, NY



Year Founded
1911



Employees (Listed
On LinkedIn)
304,776



Company Website
www.ibm.com

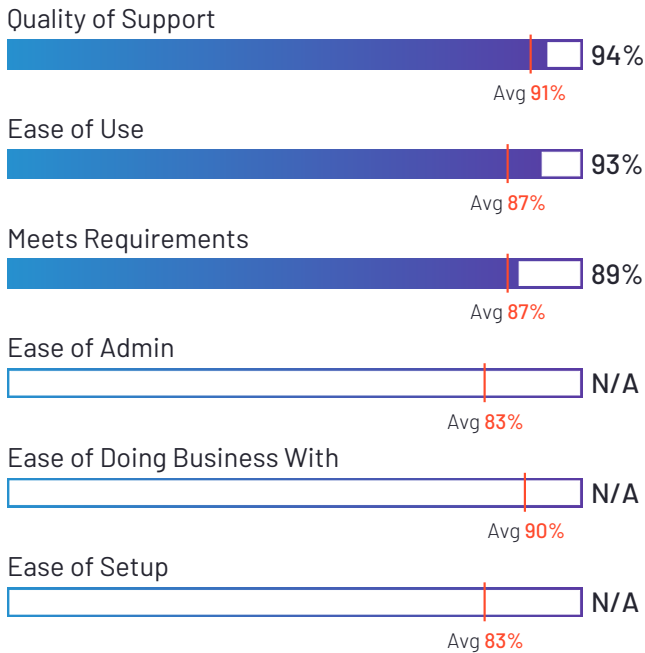


Innoslate

4.5 ★★★★★ (17)

Innoslate has been named a Niche product based on having a relatively low Satisfaction score and low Market Presence compared to the rest of the category. While they may have positive reviews, they do not have enough reviews to validate those ratings. 93% of users rated it 4 or 5 stars, 86% of users believe it is headed in the right direction, and users said they would be likely to recommend Innoslate at a rate of 91%. Innoslate is also in the Systems Engineering And MBSE and ALM Software Suites categories.

Satisfaction Ratings

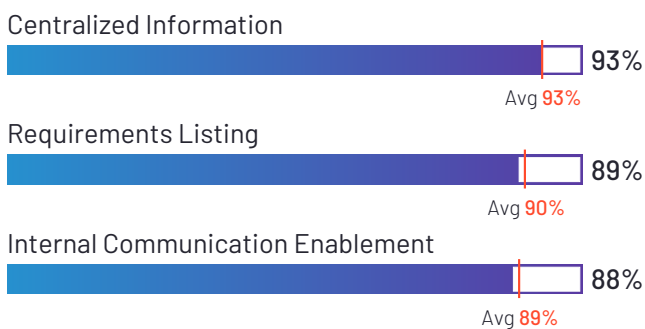


*N/A is displayed when fewer than five responses were received for the question.

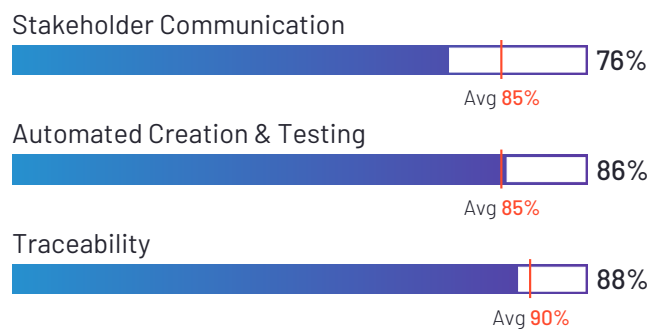
Top Industries Represented



Highest-Rated Features



Lowest-Rated Features



Ownership
SPEC Innovations



HQ Location
Manassas, Virginia



Year Founded
1993



Employees (Listed On LinkedIn)
25



Company Website
innoslate.com

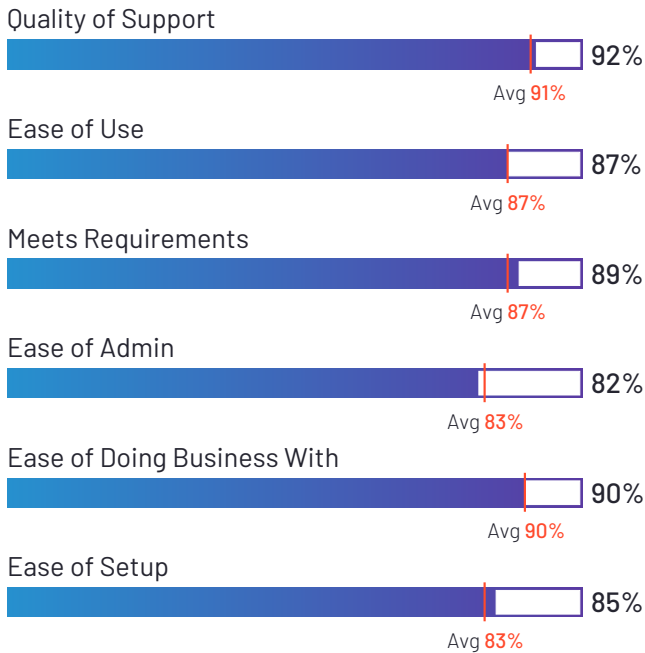


SpiraTest

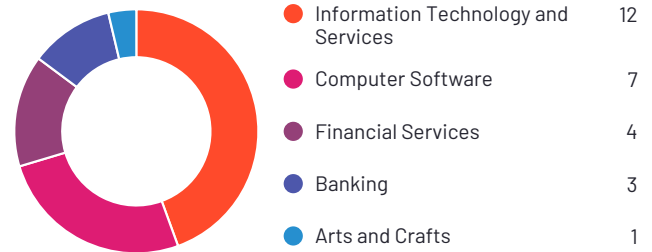
4.3 ★★★★★ (61)

SpiraTest has been named a Niche product based on having a relatively low Satisfaction score and low Market Presence compared to the rest of the category. While they may have positive reviews, they do not have enough reviews to validate those ratings. 95% of users rated it 4 or 5 stars, 91% of users believe it is headed in the right direction, and users said they would be likely to recommend SpiraTest at a rate of 88%. SpiraTest is also in the Test Management, ALM Software Suites, Bug Tracking, and Software Testing categories.

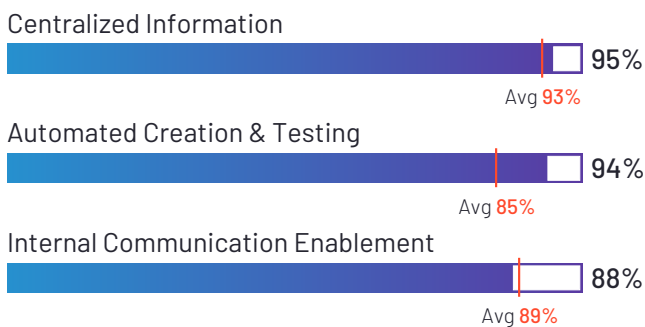
Satisfaction Ratings




Top Industries Represented



Highest-Rated Features



Lowest-Rated Features



Ownership
Inflectra



HQ Location
Silver Spring, MD



Year Founded
2006



Employees (Listed On LinkedIn)
26



Company Website
inflectra.com

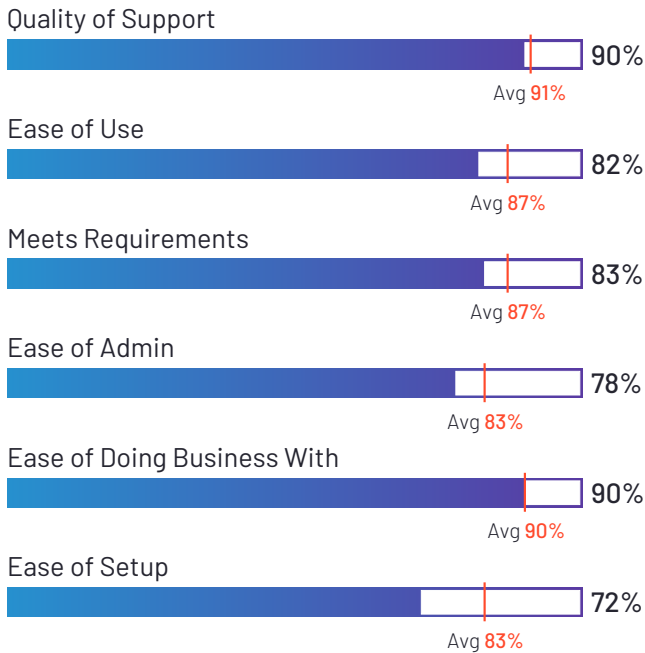


Helix ALM

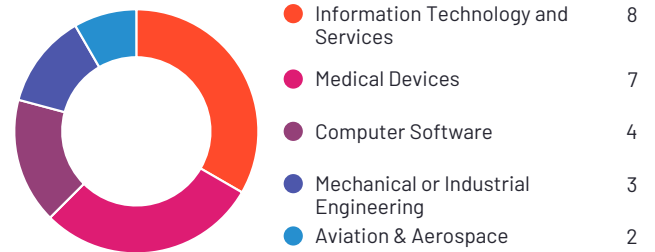
4.0 ★★★★★ (86)

Helix ALM has been named a Niche product based on having a relatively low Satisfaction score and low Market Presence compared to the rest of the category. While they may have positive reviews, they do not have enough reviews to validate those ratings. 79% of users rated it 4 or 5 stars, 71% of users believe it is headed in the right direction, and users said they would be likely to recommend Helix ALM at a rate of 79%. Helix ALM is also in the ALM Software Suites, Bug Tracking, and Software Testing categories.

Satisfaction Ratings



Top Industries Represented



Ownership
Perforce



HQ Location
Minneapolis, MN



Year Founded
1995



Employees (Listed On LinkedIn)
962



Company Website
perforce.com

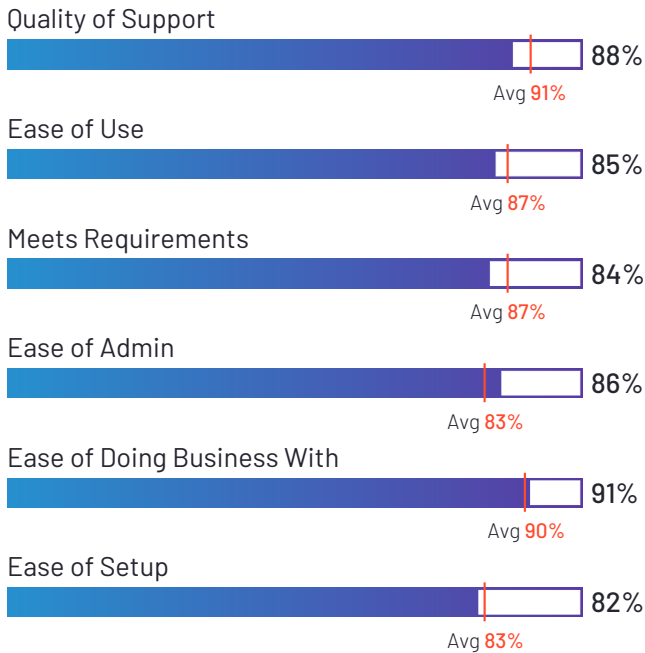


SpiraTeam

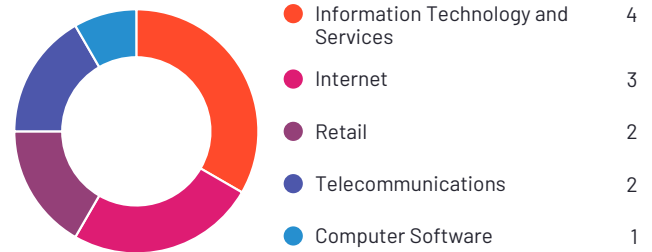
4.1 ★★★★★ (27)

SpiraTeam has been named a Niche product based on having a relatively low Satisfaction score and low Market Presence compared to the rest of the category. While they may have positive reviews, they do not have enough reviews to validate those ratings. 85% of users rated it 4 or 5 stars, 82% of users believe it is headed in the right direction, and users said they would be likely to recommend SpiraTeam at a rate of 82%. SpiraTeam is also in the ALM Software Suites category.

Satisfaction Ratings



Top Industries Represented



Ownership
Inflectra



HQ Location
Silver Spring, MD



Year Founded
2006



Employees (Listed On LinkedIn)
26



Company Website
inflectra.com



Satisfaction Ratings for Requirements Management

G2 reviewers rated software sellers ability to satisfy their needs as shown in the table below.

	Satisfaction		Satisfaction by Category						Net Promoter Score (NPS)
	Likelihood to Recommend	Product Going in Right Direction?	Meets Requirements	Ease of Admin	Ease of Doing Business With	Quality of Support	Ease of Setup	Ease of Use	Net Promoter Score (NPS) (Range from -100 to +100)
Jama Connect for Requirements Management	85%	81%	86%	84%	89%	87%	80%	85%	51
codebeamer	86%	85%	86%	81%	89%	84%	80%	81%	47
PractiTest	89%	90%	91%	86%	91%	94%	87%	89%	64
ReqSuite® RM	95%	100%	91%	88%	100%	99%	90%	91%	89
Valispace	81%	94%	78%	80%	87%	98%	83%	86%	27
Olive	90%	86%	93%	94%	96%	94%	93%	90%	66
Sonar	94%	91%	93%	96%	97%	98%	97%	95%	83
Polarion REQUIREMENTS	90%	100%	89%	N/A	N/A	94%	N/A	91%	72
OpenText ALM Quality Center	83%	77%	86%	78%	81%	80%	76%	82%	39
IBM Engineering Requirements Management	80%	82%	83%	71%	74%	80%	64%	78%	23
Innoslate	91%	86%	89%	N/A	N/A	94%	N/A	93%	80
SpiraTest	88%	91%	89%	82%	90%	92%	85%	87%	60
Helix ALM	79%	71%	83%	78%	90%	90%	72%	82%	21
SpiraTeam	82%	82%	84%	86%	91%	88%	82%	85%	25
Average	87%	87%	87%	83%	90%	91%	83%	87%	53

*N/A is displayed when fewer than five responses were received for the question.

**Net Promoter Score ranges from -100 to +100



Feature Comparison for Requirements Management

G2 users have evaluated the following products by feature. Feature ratings are representative of reviewers overall satisfaction with each feature and do not necessarily take into account the breadth of individual product features. The results are shown below.

Administration

	Requirements Listing	Centralized Information	Traceability
Jama Connect for Requirements Management	90%	91%	90%
codebeamer	84%	90%	88%
PractiTest	95%	96%	96%
ReqSuite® RM	93%	95%	95%
Valispace	87%	89%	82%
Olive	98%	96%	89%
Sonar	88%	94%	96%
Polarion REQUIREMENTS	N/A	N/A	N/A
OpenText ALM Quality Center	N/A	N/A	N/A
IBM Engineering Requirements Management	89%	94%	93%
Innoslate	89%	93%	88%
SpiraTest	88%	95%	86%
Helix ALM	N/A	N/A	N/A
SpiraTeam	N/A	N/A	N/A
Average	90%	93%	90%

(Feature Comparison for Requirements Management continues on next page)

*N/A is displayed when fewer than five responses were received for the question.

**A blank box indicates that a seller has selected that they do not offer that feature.

Feature Comparison for Requirements Management (continued)

G2 users have evaluated the following products by feature. Feature ratings are representative of reviewers overall satisfaction with each feature and do not necessarily take into account the breadth of individual product features. The results are shown below.

Communication

	Stakeholder Communication	Internal Communication Enablement
Jama Connect for Requirements Management	85%	85%
codebeamer	80%	86%
PractiTest	94%	96%
ReqSuite® RM	90%	88%
Valispace	70%	79%
Olive	90%	91%
Sonar	90%	93%
Polarion REQUIREMENTS	N/A	N/A
OpenText ALM Quality Center	N/A	N/A
IBM Engineering Requirements Management	89%	91%
Innoslate	76%	88%
SpiraTest	88%	88%
Helix ALM	N/A	N/A
SpiraTeam	N/A	N/A
Average	85%	89%

(Feature Comparison for Requirements Management continues on next page)

*N/A is displayed when fewer than five responses were received for the question.

**A blank box indicates that a seller has selected that they do not offer that feature.

Feature Comparison for Requirements Management (continued)

G2 users have evaluated the following products by feature. Feature ratings are representative of reviewers overall satisfaction with each feature and do not necessarily take into account the breadth of individual product features. The results are shown below.

Procedural

	Automated Creation & Testing
Jama Connect for Requirements Management	79%
codebeamer	77%
PractiTest	92%
ReqSuite® RM	74%
Valispace	71%
Olive	88%
Sonar	95%
Polarion REQUIREMENTS	N/A
OpenText ALM Quality Center	N/A
IBM Engineering Requirements Management	91%
Innoslate	86%
SpiraTest	94%
Helix ALM	N/A
SpiraTeam	N/A
Average	85%

*N/A is displayed when fewer than five responses were received for the question.

**A blank box indicates that a seller has selected that they do not offer that feature.

Additional Data for Requirements Management

The table below includes a breakdown of the customer segments for each product, as represented by G2 reviewers.

Customers by Size

	Small Business (50 or fewer emp.)	Mid-Market (51-1000 emp.)	Enterprise (>1000 emp.)
Jama Connect for Requirements Management	16%	47%	36%
codebeamer	18%	55%	27%
PractiTest	33%	41%	26%
ReqSuite® RM	21%	69%	10%
Valispace	76%	24%	0%
Olive	19%	44%	37%
Sonar	7%	86%	7%
Polarion REQUIREMENTS	18%	27%	55%
OpenText ALM Quality Center	14%	20%	65%
IBM Engineering Requirements Management	12%	29%	58%
Innoslate	33%	53%	13%
SpiraTest	10%	61%	29%
Helix ALM	26%	45%	30%
SpiraTeam	11%	58%	32%
Average	22%	47%	30%

(Additional Data for Requirements Management continues on next page)

*N/A is displayed when data is not publicly available.



Additional Data for Requirements Management (continued)

The table below highlights implementation and deployment data as indicated in real user reviews on G2.

Implementation

	Deployment		Implementation Time	Implementation Method				Number of Users Purchased	Contract Term
	Cloud	On-Premises	Avg. Months to Go Live	In-House Team	Seller Services Team	Third-Party Consultant	Don't know	Median Number of Users Bought	Avg. Contract Term (Months)
Jama Connect for Requirements Management	63%	37%	2.9	75%	18%	0%	6%	75	15
codebeamer	41%	59%	3.5	73%	7%	13%	7%	37	17
PractiTest	56%	44%	1.4	78%	10%	0%	12%	7	4
ReqSuite® RM	73%	27%	2.0	75%	6%	6%	13%	17	7
Valispace	78%	22%	0.6	89%	11%	0%	0%	17	3
Olive	92%	8%	2.7	92%	8%	0%	0%	7	7
Sonar	80%	20%	0.4	73%	7%	7%	13%	3	13
Polarion REQUIREMENTS	N/A	N/A	N/A	N/A	N/A	N/A	N/A	N/A	N/A
OpenText ALM Quality Center	38%	63%	3.6	67%	27%	7%	0%	175	22
IBM Engineering Requirements Management	38%	63%	6.2	82%	6%	9%	3%	75	15
Innoslate	N/A	N/A	N/A	N/A	N/A	N/A	N/A	N/A	N/A
SpiraTest	57%	43%	0.8	71%	14%	14%	0%	17	5
Helix ALM	16%	84%	1.8	91%	9%	0%	0%	17	10
SpiraTeam	67%	33%	3.6	91%	0%	0%	9%	17	8

(Additional Data for Requirements Management continues on next page)

*N/A is displayed when data is not publicly available.



Additional Data for Requirements Management (continued)

The table below highlights the average user adoption of each product as indicated in real user reviews on G2.

User Adoption and Return on Investment (ROI)

	User Adoption	Payback Period
	Average User Adoption	Estimated ROI (payback period in months)
Jama Connect for Requirements Management	54%	19
codebeamer	51%	22
PractiTest	62%	12
ReqSuite® RM	52%	19
Valispace	45%	22
Olive	44%	14
Sonar	54%	10
Polarion REQUIREMENTS	N/A	N/A
OpenText ALM Quality Center	67%	16
IBM Engineering Requirements Management	41%	38
Innoslate	N/A	N/A
SpiraTest	81%	15
Helix ALM	68%	14
SpiraTeam	69%	N/A
Average	57%	18

(Additional Data for Requirements Management continues on next page)

*N/A is displayed when data is not publicly available.

Additional Data for Requirements Management (continued)

The table below highlights third-party market presence data used to inform the G2's Market Presence Score that highlights each products impact and influence in the category.

Market Presence

	Seller Name	Year Founded	Employees on LinkedIn (Seller)	LinkedIn Followers	Twitter Followers (Seller)	Glassdoor Rating
Jama Connect for Requirements Management	Jama Software	2007	272	10,275	4,225	4.1
codebeamer	Intland Software	1985	52	10,159	39,489	4.2
PractiTest	PractiTest	2008	36	3,311	1,144	N/A
ReqSuite® RM	OSSENO Software	2015	9	633	0	N/A
Valispace	Valispace GmbH		37	5,093	924	N/A
Olive	Olive Technologies	2018	31	3,226	193	N/A
Sonar	Sonar Software	2018	70	4,737	211	4.2
Polarion REQUIREMENTS	Siemens Digital Industries Software		17,509	719,845	36,781	4.3
OpenText ALM Quality Center	OpenText	1991	20,751	352,848	22,125	3.6
IBM Engineering Requirements Management	IBM	1911	304,776	15,471,268	719,231	4.1
Innoslate	SPEC Innovations	1993	25	462	271	N/A
SpiraTest	Inflectra	2006	26	3,094	1,380	5.0
Helix ALM	Perforce	1995	962	19,032	5,290	3.6
SpiraTeam	Inflectra	2006	26	3,094	1,380	5.0

*N/A is displayed when data is not publicly available.